



# वार्षिक रिपोर्ट

## ANNUAL REPORT

### 2020-21

राष्ट्रीय जैविक खेती केन्द्र  
**National Centre of Organic Farming**

भारत सरकार Government of India

कृषि एवं किसान कल्याण मंत्रालय Ministry of Agriculture and Farmers Welfare  
कृषि एवं किसान कल्याण विभाग Department of Agriculture and Farmers Welfare

सेक्टर 19, हापुड रोड, कमला नेहरू नगर, गाजियाबाद—201 002  
Sector 19, Hapur Road, Kamla Nehru Nagar, Ghaziabad-201 002

**प्रकाशक :**

निदेशक  
राष्ट्रीय जैविक खेती केन्द्र  
सेक्टर 19, कमला नेहरू नगर, हापुड़ रोड  
गाजियाबाद-201 002  
दूरभाष : 0120-2764906, 2764212, फ़ैक्स : 0120-2764901  
ई.मेल: [nbdc@nic.in](mailto:nbdc@nic.in), वेबसाईट: <https://ncof.dacnet.nic.in>

**संपादक :** निदेशक

**सह संपादक :** डा. कृष्ण बिहारी, सहायक निदेशक

**संस्करण :** जुलाई 2021

**क्षेत्रीय केन्द्र:**

क्षेत्रीय जैविक खेतीकेन्द्र, गाजियाबाद  
क्षेत्रीय जैविक खेतीकेन्द्र, बैंगलूरु  
क्षेत्रीय जैविक खेतीकेन्द्र, भुवनेश्वर  
क्षेत्रीय जैविक खेतीकेन्द्र, इम्फाल  
क्षेत्रीय जैविक खेतीकेन्द्र, जबलपुर  
क्षेत्रीय जैविक खेतीकेन्द्र, नागपुर  
क्षेत्रीय जैविक खेतीकेन्द्र, पंचकुला  
क्षेत्रीय जैविक खेतीकेन्द्र, पटना  
क्षेत्रीय जैविक खेतीकेन्द्र, गांधीनगर

**प्रकमण इकाई :**

हरि भजन, एएलआईओ

**मुद्रण :**

राष्ट्रीय जैविक खेती केन्द्र, सेक्टर 19 हापुड़ रोड, कमला नेहरू नगर, गाजियाबाद-201 002

# ANNUAL REPORT

2020-21

## Table of Contents

Sl. No	Title	Page No
1.	राष्ट्रीय जैविक खेती परियोजना	1
2.	उपलब्धि सारांश (2020-21)	5
3.	National Project on Organic Farming	6
4.	Summary of Achievements (2020-21)	9
5.	Organizational Setup	10
6.	Administrative Report	13
7.	Budget Estimates and Expenditure	24
8.	Implementation of Project Components :	26
	A. Support to organic input production units	
	B. Implementation components of NPOF by NCOF and RCOF	27
	<i>Major achievements are as under :</i>	28
	a. Human resource development through trainings	
	b. Quality control of biofertilizers and organic fertilizers	28
	c. National and Regional culture collection bank for biofertilizer production	29
	d. Supply of mother cultures of microbial strains	30
	e. Development, procurement & efficacy evaluation of biofertiliser strain and mother culture	30
	f. Documentation of indigenous knowledge and its dissemination	30
	g. Technology dissemination	30
	h. Preparation and publication of uniform and authentic training literature	31
	i. Publication of biofertiliser newsletter and organic farming newsletter	32
	j. Data centre for various activities related to organic farming	32
	k. Publicity	32
	l. Technical support to National Programme on Organic Production for evaluation of accredited certification bodies	34
9.	<i>Annexure – I : Salient Features PGS-India Programme</i>	35
10.	<i>Annexure – II : Biofertilizer Production in India during 2020-21</i>	42
11.	<i>Annexure – III : Organic Manure/ Organic Fertilizer Production/ Availability (2018-19)</i>	44
12.	<i>Annexure – IV : Biofertilisers and Organic Inputs under FCO (1985)</i>	45
13.	<i>Annexure – V : Staff Strength and Incumbency Position</i>	44
14.	<i>Annexure – VI : GIA - (General) – Unspent Details</i>	51
15.	<i>Photo Gallery</i>	76

## राष्ट्रीय जैविक खेती परियोजना

### पृष्ठभूमि

जैविक खेती को बढ़ावा देने के लिए राष्ट्रीय जैविक खेती केन्द्र अपने नौ क्षेत्रीय केंद्रों (बेंगलूर, भुवनेश्वर, इम्फाल, नागपुर, जबलपुर, पंचकुला, पटना, गांधीनगर और गाजियाबाद) के साथ मानव संसाधन विकास, तकनीकी हस्तांतरण, गुणवत्तायुक्त जैविक एवं कार्बनिक इनपुट का उत्पादन तथा प्रोत्साहन, प्रिंट एवं इलेक्ट्रॉनिक मीडिया के माध्यम से जागरूकता फैलाना एवं प्रचार-प्रसार इत्यादि सहित सभीहितधारकों की तकनीकी क्षमता निर्माण द्वारा जैविक कृषि की उन्नति के लिए देश भर में कार्य कर रहा है। साथ ही, उर्वरक नियंत्रण आदेश (एफसीओ, 1985) के तहत, जैव उर्वरकों, कार्बनिक उर्वरकों का सांविधिक गुणवत्ता नियंत्रण, तथा नवीन शोध के मद्देनजर मानक में संशोधन, प्रोटोकॉल परीक्षण, प्रमाणीकरण, स्ट्रेन वितरण, गुणवत्तायुक्त जैव उर्वरक, कार्बनिक उर्वरक की आपूर्ति सुनिश्चित करने के लिए प्रौद्योगिकी विकास व हस्तांतरण, नवीन व्यापारिक गुणवत्तायुक्त कार्बनिक उर्वरकों को एफसीओ के अधीन लाने जैसी गतिविधियों के साथ-साथ, क्षमता निर्माण, संसाधन प्रबंधन, जैविक प्रमाणीकरण संबंधी कम लागत आधारित भागीदारी को प्रोत्साहन देने में यह केन्द्र सक्रिय है।

### प्रमुख उद्देश्य

1. देश में सभी सहभागियों की तकनीकी क्षमता निर्माण के माध्यम से मानव संसाधन विकास, तकनीकी विकास, प्रौद्योगिकी अंतरण, गुणवत्तायुक्त जैविक एवं जैविकीय आदानों का उत्पादन एवं विकास, प्रिंट और इलेक्ट्रॉनिक मीडिया के माध्यम से जागरूकता सृजन और प्रचार-प्रसार सहित जैविक खेती को बढ़ावा देना।
2. राष्ट्रीय जैविक खेती केन्द्र द्वारा संचालित पीजीएस इंडिया कार्यक्रम के तहत पीजीएस जैविक प्रमाणीकरण को प्रोत्साहित करना तथा नीति-निर्णय एवं कार्यान्वयन हेतु पीजीएस इंडिया के सचिवालय के रूप में कार्य करना।
3. वर्तमान प्रमाणीकरण व्यवस्थाओं को मानक फार्मूलेशन, डिजाइनिंग कार्यान्वयन प्रोटोकाल, मूल्यांकन एवं निगरानी के रूप में तकनीकी सहायता प्रदान करना। साथ ही पीजीएस जैसी वैकल्पिक किसान-केन्द्रित कम लागत वाली प्रमाणीकरण प्रणालियों को नीति कार्यान्वयन तथा निगरानी सहायता प्रदान करना।
4. प्रिंट एवं इलेक्ट्रॉनिक मीडिया की सहायता से सेमिनार संगोष्ठी, किसान मेला एवं प्रचार-प्रसार के माध्यम से जागरूकता उत्पन्न करना।
5. केन्द्रीय व राज्य सरकारों को जैविक खेती कार्यक्रमों की जाँच व मूल्यांकन में सहयोग करना।

### उद्देश्य व अनुमोदित घटक

1. राष्ट्रीय/क्षेत्रीय जैविक खेती केन्द्रों को जारी रखना
  - (1.1) राष्ट्रीय/क्षेत्रीय जैविक खेती केन्द्रों को जारी रखना तथा उनका सुदृढीकरण
  - (1.2) राष्ट्रीय/क्षेत्रीय जैविक खेती केन्द्रों के लिये भवन निर्माण

2. जैविक आदान उत्पादन इकाइयों की स्थापना हेतु पूंजी निवेश सहायता प्रदान करना
  - (2.1) फल एवं सब्जी कचरा/कृषिकीय कचरा कम्पोस्ट उत्पादन इकाई
  - (2.2) जैव उर्वरक एवं जैविक कीटनाशक उत्पादन इकाई
3. जैविक एवं जीवाणुगत आदानों के लिये गुणवत्ता नियन्त्रण एवं तकनीकी सहायता का विकास तथा अनुपालन
  - (3.1) जैव उर्वरक एवं जैविक खादों की गुणता जाँच
  - (3.2) अन्य जैविक आदानों की गुणवत्ता जाँच के लिये मानक प्रणाली का विकास
  - (3.3) प्रमाणीकृत एवं विश्वसनीय सूक्ष्म जीवाणुओं के स्ट्रेन्स की आपूर्ति, विकास एवं रखरखाव
4. प्रशिक्षणों द्वारा मानव संसाधन विकास
  - (4.1) जैविक खेती पर प्रमाणपत्र कोर्स – 30 दिवसीय
  - (4.2) सांसद आदर्श ग्राम योजना के तहत राज्य सभा एवं लोक सभा के माननीय सांसदों के संसदीय क्षेत्रों में स्थिरत उनके द्वारा अपनाई गई ग्राम पंचायत में किसानों व जनता में जैविक खेती के प्रति जागरूकता हेतु किसानों के प्रशिक्षण एवं फील्ड प्रदर्शन कार्यक्रम का आयोजन करना ।
  - (4.3) विश्लेषकों के लिये रिफ्रेशर प्रशिक्षण कार्यक्रम – 10 दिवसीय
  - (4.4) प्रशिक्षकों का प्रशिक्षण – 5 दिवसीय
  - (4.5) जैविक खेती के लिये क्षेत्र कार्यकर्ताओं/प्रसार अधिकारियों का प्रशिक्षण – 2 दिवसीय
  - (4.6) प्रशिक्षकों के लिए अंतरराष्ट्रीय प्रशिक्षण
5. सूचना पत्रों, प्रशिक्षण मैनुअल एवं साहित्य का प्रकाशन तथा जैविक आदानों से सम्बन्धित आकड़ों का संकलन, जागरूकता सृजन और प्रचार-प्रसार तथा मूल्यांकन ।
6. पीजीएस इंडिया कार्यक्रम के तहत कम लागत की वैकल्पिक प्रमाणीकरण –पी.जी.एस के लिये क्षमता विकास
7. केन्द्रीय एवं राज्य सरकारों की जैविक खेती योजनाओं का मूल्यांकन एवं निरीक्षण

### कार्यकारी व्यवस्था

राष्ट्रीय जैविक खेती केन्द्र, भारत सरकार, कृषि एवं किसान कल्याण मंत्रालय, कृषि, सहकारिता एवं किसान कल्याण विभाग के तहत एकीकृत पोषक प्रबन्धन डिवीजन (आईएनएम) के सहयोग से कार्य कर रहा है, एवं इसके प्रमुख संयुक्त सचिव (आईएनएम), कृषि, सहकारिता एवं किसान कल्याण विभाग हैं। परियोजना के उद्देश्यों का अनुपालन एवं नियन्त्रण राष्ट्रीय जैविक खेती केन्द्र, गाजियाबाद (मुख्यालय के रूप में) एवं इसके तहत क्षेत्रीय कार्यालयों बैंगलोर, भुवनेश्वर, पंचकुला, इंफाल, जबलपुर, नागपुर, पटना, गाजियाबाद और गांधीनगर द्वारा किया जाता है।

### कार्यकारी दिशा-निर्देश

अनुमोदित घटकों का अनुपालन राष्ट्रीय एवं क्षेत्रीय जैविक खेती केन्द्रों के माध्यम से किया जाता है। विभिन्न घटकों की कार्यप्रणाली का विवरण निम्न प्रकार है:-

1. पूँजी निवेश सब्सिडी योजना (CISS) के अंतर्गत आदान उत्पादन इकाइयों को वित्तीय सहायता :
  - 1.1 फल/सब्जी अपशिष्ट, कृषि अपशिष्ट यन्त्रीकृति इकाइयों की स्थापना (100 टन प्रतिदिन/3000 टन प्रतिवर्ष क्षमता): राष्ट्रीय जैविक खेती परियोजना के तहत नाबार्ड के माध्यम से बैंक एण्डेड सब्सिडी के रूप में कुल लागत के 33 प्रतिशत तक की अधिकतम 63 लाख की वित्तीय सहायता प्रदान की जाती है।
  - 1.2 अत्याधुनिक तकनीक आधारित तरल अथवा संवाहक आधारित जैव उर्वरकों, जैव कीटनाशक उत्पादन इकाइयों की स्थापना (50000 लीटर प्रतिवर्ष/200 टन प्रतिवर्ष क्षमता) : राष्ट्रीय जैविक खेती परियोजना के तहत नाबार्ड के माध्यम से बैंक एण्डेड सब्सिडी के रूप में कुल लागत के 25 प्रतिशत तक की अधिकतम रु.40 लाख तक की वित्तीय सहायता प्रदान की जाती है।
2. गुणवत्ता नियन्त्रण प्रणाली का विकास एवं अनुपालन तथा जैविक एवं जीवाणु आदानों हेतु तकनीकी सहायता :- उर्वरक नियंत्रण अधिनियम के तहत राष्ट्रीय जैविक खेती केन्द्र तथा इसके अधीन 9 क्षेत्रीय जैविक खेती केन्द्र गुणवत्ता, जाँच प्रयोगशाला के रूप में अधिसूचित हैं। राज्य सरकारों से अधिकृत उर्वरक इंस्पेक्टर उर्वरक नियंत्रण आदेशों के प्रावधानों में अनुरूप गुणवत्ता जाँच हेतु नमूना एकत्र कर सकते हैं तथा उसे विश्लेषण के लिये राष्ट्रीय/क्षेत्रीय जैविक खेती केन्द्रों को भेज सकते हैं। इन नमूनों की जाँच रिपोर्ट नमूना संग्रहकर्ता को अग्रिम आवश्यक कार्यवाही हेतु उपलब्ध करा दी जाती है।

राष्ट्रीय एवं क्षेत्रीय जैविक खेती केन्द्र, एफसीओ (1985) जाँच प्रोटोकॉल एवं मानकों को परिभाषित करने हेतु एवं नये जैविक उत्पादों के लिये अनुसंधान कार्य करते हैं। जैव उर्वरक के उत्पादन हेतु प्रभावी सूक्ष्म जीवाणुओं के मातृ कल्चर की निरंतर माँग को पूरा करने के लिये इन केन्द्रों में 200 से अधिक स्ट्रेन्स का रखरखाव किया जा रहा है। यह सभी स्ट्रेन एनसीओएफ/आरसीओएफ द्वारा देश में विकसित किये गये हैं एवं व्यवसायिक उपयोग हेतु अनुशंसित हैं। ये स्ट्रेन्स उत्पादकों को न्यूनतम कीमत रु 20/-प्रति स्लान्ट की दर से उपलब्ध कराये जाते हैं।

3. प्रशिक्षणों द्वारा मानव संसाधन विकास :-

राष्ट्रीय/क्षेत्रीय जैविक खेती केन्द्रों द्वारा विभिन्न प्रकार के प्रशिक्षण कार्यक्रम अलग-अलग पाठ्यक्रमों के साथ आयोजित किये जाते हैं। ये कार्यक्रम हैं-

(3.1) जैविक खेती पर प्रमाणपत्र कोर्स - 30 दिवसीय

(3.2) सांसद आदर्श ग्राम योजना के तहत राज्य सभा एवं लोक सभा के माननीय सांसदों के संसदीय क्षेत्रों में स्थित उनके द्वारा अपनाई गई ग्राम पंचायत में किसानों व जनता में जैविक खेती के प्रति जागरूकता हेतु किसानों के प्रशिक्षण एवं फील्ड प्रदर्शन कार्यक्रम का आयोजन करना।

(3.3) प्रशिक्षण कार्यक्रम - 10 दिवसीय

(3.4) प्रशिक्षकों का प्रशिक्षण - 5 दिवसीय

(3.5) क्षेत्र कार्यकर्ताओं/प्रसार अधिकारियों का प्रशिक्षण - 2 दिवसीय

4. सूचना पत्रों, प्रशिक्षण मैनुअल एवं साहित्य का प्रकाशन-

तकनीकी एवं सूचना के प्रसार हेतु, दो सामयिक प्रकाशनों का नियमित प्रकाशन होता है:-

(4.1) आर्गेनिक फार्मिंग न्यूजलेटर -त्रैमासिक



(4.2) बायोफर्टिलाइजर न्यूजलेटर –अर्द्धवार्षिक

इसके अतिरिक्त राष्ट्रीय/क्षेत्रीय जैविक खेती केन्द्र तकनीकी सूचना संबंधी आवश्यक प्रशिक्षण साहित्य तैयार करने एवं इनके वितरण के लिये भी उत्तरदायी हैं।

5 ऑनलाइन पंजीकरण और पीजीएस प्रमाणन का विकास–

(5.1) पीजीएस–इंडिया कार्यक्रम के तहत पीजीएस स्थानीय समूहों का क्षमता निर्माण और क्षेत्रीय परिषदों के प्राधिकरण के माध्यम से ऑन–लाइन कम लागत वाली जैविक प्रमाणीकरण–भागीदारी गारंटी प्रणाली (पीजीएस) को प्रोत्साहित किया जा रहा है।

(5.2) माननीय केन्द्रीय कृषि एवं किसान कल्याण मंत्री श्री राधा मोहन सिंह द्वारा ऑनलाइन लागत रहित पीजीएस पोर्टल समूह के पंजीकरण और अधिकृत क्षेत्रीय परिषदों के माध्यम से पीजीएस प्रमाणीकरण के अनुमोदन हेतु 15 जुलाई 2015 [pgsindia-ncof.gov.in](http://pgsindia-ncof.gov.in) वेब पोर्टल प्रारंभ किया गया है।

(5.3) परंपरागत कृषि विकास योजना के तहत राज्य सरकार के अधिकारी एवं समूहों के नेतृत्व संसाधन व्यक्तियों को ऑनलाईन पीजीएस प्रमाणन के लिए प्रशिक्षण दिया जा रहा है।

## उपलब्धि सारांश (वर्ष 2020-2021)

- व्यय : रूपये 28.63 करोड़ के बजट अनुमान एवं रूपये 16.79 करोड़ के संशोधित अनुमान के सापेक्ष रूपये 12.79 करोड़ का व्यय किया गया।
- परियोजना अवयवों का प्रचालन-पूँजी निवेश सब्सिडी योजना : नाबार्ड द्वारा वर्ष 2018-19 के निजी उद्यमियों को जैव उर्वरकों/जैविकीय कीटनाशकों की उत्पादन इकाइयों तथा फल/सब्जी अपशिष्ट, कृषि अपशिष्ट यन्त्रीकृति इकाइयों की स्थापना के लिए उपयोग किये गये अनुदान फंड में से अप्रैल 2021 में कुल रु.1.47 करोड़ उपलब्ध था।
- प्रशिक्षण और सेमिनार के माध्यम से मानव संसाधन विकास - वैश्विक महामारी कोरोना संक्रमण फैलाव के कारण उत्पन्न हुई अपरिहार्य परिस्थितियों के कारण वर्ष 2020-21 के दौरान लक्ष्यों एवं आन्तरिक एवं भौतिक प्रशिक्षण कार्यक्रमों का आयोजन नहीं किया जा सका. तथापि वर्ष के दौरान वर्चुअल / ऑनलाइन माध्यम से 2 कृषक प्रशिक्षण एवं प्रदर्शन कार्यक्रम, प्रसार अधिकारियों के लिए PGS-India प्रमाणीकरण पर 2 प्रशिक्षण कार्यक्रम, जैविक खेती पर प्रमाण पत्र पाठ्यक्रम के **22** कार्यक्रम; 7-दिवसीय प्रशिक्षण कार्यक्रम तथा राज्य सरकारों की जैव उर्वरकों तथा जैविक खादों की गुणवत्ता नियंत्रण प्रयोगशालाओं के विश्लेषकों हेतु 1 तीन दिवसीय प्रशिक्षण कार्यक्रम आयोजित किये गये जिसमें 1500 से अधिक प्रतिभागियों ने भाग लिया.  
जैविक खेती पर प्रमाण पत्र पाठ्यक्रम के 10 प्रशिक्षण कार्यक्रम; ग्राम पंचायतों में किसानों के प्रशिक्षण एवं फील्ड प्रदर्शन के 48 कार्यक्रम; विस्तार अधिकारियों के 38 प्रशिक्षण कार्यक्रम एवं जैविक किसान सम्मेलन के 2 कार्यक्रम आयोजित किये गये। इन प्रशिक्षण कार्यक्रमों के माध्यम से कुल 4876 प्रतिभागी लाभान्वित हुए।
- गुणवत्ता नियंत्रण : गुणवत्ता नियंत्रण हेतु 2000 नमूनों के लक्ष्य के सापेक्ष उर्वरक गुणवत्ता नियंत्रण आदेश, 1985 (एफ.सी.ओ.) के अनुसार, **527** नमूनों का विश्लेषण किया गया।
- उत्पादन इकाइयों को तकनीकी सहायता : वर्मिकम्पोस्ट/खाद प्रोम / जैवउर्वरक/तरल एवं वाहक आधारित कंजोर्शिया के उत्पादन हेतु जैविक आदान उत्पादन इकाइयों को अनेक अवसरों पर तकनीकी सहायता/सलाह प्रदान की गई।
- मदर कल्चर की आपूर्ति : माइक्रोबियल जर्मप्लाज्म की सतत आपूर्ति हेतु राष्ट्रीय एवं क्षेत्रीय जैविक खेती केन्द्रों द्वारा **96** से ज्यादा लाभदायक माइक्रोबियल जर्मप्लाज्म का संचयन तथा भंडारण किया गया। इन स्ट्रेन्स के **87** स्लान्ट्स, मांग के सापेक्ष, विभिन्न उत्पादन इकाइयों को उनकी उत्पादन आवश्यकता की पूर्ति हेतु उपलब्ध कराये गये।
- सहकारिता गारंटी प्रणाली को प्रोत्साहन : माननीय केन्द्रीय कृषि एवं किसान कल्याण मंत्री श्री राधा मोहन सिंह द्वारा ऑनलाइन लागत रहित पीजीएस पोर्टल समूह के पंजीकरण और अधिकृत क्षेत्रीय परिषदों के माध्यम से पीजीएस प्रमाणीकरण के अनुमोदन हेतु 15 जुलाई 2015 को <https://pgsindia-ncof.gov.in> पोर्टल प्रारंभ किया गया है। वर्ष 2020-21 के दौरान पीजीएस से संबन्धित दिशा-निर्देश संशोधित किये गये तथा बेव पोर्टल को यूजर फ्रेंडली मोड में संचालन हेतु अद्यतित एवं संशोधित किया गया।
- प्रशिक्षण साहित्य एवं सूचना पत्रों का प्रकाशन : छमाही जैव उर्वरक सूचना पत्र तथा त्रैमासिक जैविक खेती सूचना पत्र का प्रकाशन नियमित रूप से किया जा रहा है।
- प्रचार-प्रसार : प्रचार-प्रसार कार्यक्रम में कुल 8458 साहित्य की प्रतियां, 2 रेडियो वार्ता एवं दूरदर्शन कार्यक्रम किये गये। राष्ट्रीय जैविक खेती परियोजना की विभिन्न गतिविधियों को देश में हिन्दी, अंग्रेजी एवं क्षेत्रीय भाषाओं में 01 विभिन्न समाचार पत्रों में सूचना हेतु प्रकाशित किया गया।



# NATIONAL PROJECT ON ORGANIC FARMING

## **Background:**

National Centre of Organic Farming, Ghaziabad with its 9 Regional Centres located at Ghaziabad, Bengaluru, Bhubaneswar, Imphal, Nagpur, Jabalpur, Panchkula, Patna and Gandhinagar have been functioning under NMSA for promotion of organic farming, through technical capacity building of all stakeholders including human resource development, transfer of technology, promotion and production of quality organic and biological inputs, awareness and publicity through print and electronic media. Statutory quality control of biofertilizers and organic fertilizers under the Fertilizer Control Order (FCO, 1985) including revision of standard and testing protocols keeping in view of advances in research/authentication/distribution of strains, technology development and transfer to ensure supply of quality biofertilizers, organic fertilizers and also to bringing new commercially traded organic fertilizer under FCO, Capacity building resource management and promotion of low cost participation system of organic certification.

## **Mandates:**

1. Promotion of Organic Farming in the country through technical capacity building of all the stakeholders including human resource development, technology development, transfer of technology, promotion for production of quality organic and biological inputs, awareness creation and publicity through print and electronic media.
2. To promote PGS organic certification under PGS-India programme launched by NCOF and function as secretariate of PGS-India for implementation & policy decision.
3. Technical support to existing certification systems in terms of standards formulation, designing implementation protocols, evaluation and surveillance. Policy, implementation and surveillance support to alternative farmers' group centric low-cost certification system such as PGS.
4. Awareness creation through seminars/conferences/ farmer fairs and publicity through print and electronic media.
5. Support to Central and State Governments in evaluation, and monitoring of various schemes on organic agriculture.

## **Approved Components and objectives**

1. Continuation of NCOF/RCOFs
  - 1.1 Continuation of NCOF/RCOFs and their strengthening
  - 1.2 Construction of building of NCOF and RCOFs
2. Capital Investment Subsidy scheme for setting up of:
  - 2.1 Fruits & Vegetables Waste/Agro-waste/ Industrial waste compost production units
  - 2.2 Bio-fertilizer and Bio-pesticide production Units
3. Development and implementation of quality control regime and technical support for organic and biological inputs
  - 3.1 Quality control analysis of biofertilizer and organic fertilizers under FCO

- 3.2 Development of quality control regime for other organic inputs
- 3.3 Development, maintenance and supply of authenticated efficient strains of microorganisms
4. Human resource development through following trainings
  - 4.1 Certificate Course on organic farming- 30 days duration
  - 4.2 Farmers training & field demonstrations on organic farming in adopted villages of Sansad under Sansad Adarsh Gram Yojana.
  - 4.3 Refresher Training course for analysts - 10 days duration
  - 4.4 Trainers' trainings- 05 days duration
  - 4.5 Training of Field Functionaries/Extension Officers on Organic Farming- 02 days duration
  - 4.6 International trainings/exposures for trainers
5. Publication of newsletters, training manuals, literature etc and collection of data related to organic inputs, awareness creation and publicity and evaluation.
6. Capacity building for low cost alternative certification-Participatory Guarantee System (PGS) under PGS-India Programme.
7. Evaluation and monitoring of organic agriculture schemes/programmes of Central and State Governments

### ***Operational structure***

National Centre of Organic Farming is functioning under the Integrated Nutrient Management Division of Department of Agriculture, Cooperation and Farmers Welfare, Govt of India, headed by Joint Secretary (INM). National Centre of Organic Farming (NCOF) Ghaziabad is headed by Director as Head quarter with its 9 Regional Centers of Organic Farming (RCOF) located at Ghaziabad, Bengaluru, Bhubaneswar, Panchkula, Imphal, Jabalpur, Nagpur, Patna and Gandhinagar are working for implementation of all components and objectives under National Mission for Sustainable Agriculture.

### ***Operational guidelines***

Approved components are being implemented through National and Regional Centers of Organic Farming. Details of operational methodologies for different components are as follows:

#### **1. Financial support for establishment of organic input production units under Capital Investment Subsidy Scheme (CISS) through NABARD**

- 1.1 Setting up of mechanized Fruit/Vegetable Market/Agro Waste Compost production unit (100 TPD/3000 TPA capacity)—Assistance upto 33% of financial outlay upto a ceiling of Rs.63 lakhs is provided as back ended subsidy scheme under National Project on Organic Farming through NABARD.
- 1.2 Setting up of State-of-art liquid/carrier based Bio-fertilizer/Biopesticide Production Units (50,000 litre per Annum/200 TPA Capacity) – Assistance upto 25% of financial outlay upto a ceiling of Rs.40.00 lakhs is provided as back ended subsidy scheme under National Project on Organic Farming through NABARD.

#### **2. Development and implementation of quality control regime and technical support for organic and biological inputs –**

Since 2006, National Centre of Organic Farming and its 8 Regional Centres are notified for quality testing laboratories under the FCO (1985). Authorized inspectors from State

Governments draw samples as per the requirement of FCO and send to NCOF/RCOFs for analysis. Reports of such samples are being provided to sample concerned State authorities for further necessary action.

NCOF and RCOFs carry out research on new organic and biological products to define their standards and testing protocols for inclusion into FCO (1985). To meet the regular requirement of mother culture strains of effective microorganisms for production of biofertilizers, more than 200 strains are being maintained at these centres. All these strains have been developed by NCOF/RCOF and are recommended for commercial production. Such strains are provided to the producers on demand at nominal cost of Rs. 20/- per slant.

### **3. Human Resource Development through trainings –**

Different types of trainings, with different course contents are being arranged under NPOF through NCOF and RCOFs. These are:

**3.1** Certificate Course on organic farming - 30 days

**3.2** Farmers Training & Field Demonstrations on organic farming in the adopted villages of Sansad under Sansad Adarsh Gram Yojana.

**3.3** Training/Refresher course on production and quality control of organic inputs- 10 days

**3.4** Trainers trainings - 05 days

**3.5** Training of Field Functionaries/Extension Officers on Organic Farming, PGS-India programme, soil health management and for input dealers on quality control - 02 days

### **4. Publication of Newsletters, Training manuals and literature –**

For technology and information dissemination two periodicals are being published regularly as follows:

**4.1** Organic Farming Newsletter – quarterly

**4.2** Biofertilizer Newsletter – Half yearly

Besides these, NCOF and RCOFs are mandated to prepare and publish necessary training literature for dissemination of technology.

### **5. Development of Online Registration and Approval of PGS Certification-**

**5.1** Promotion of on-line low cost organic certification-Participatory Guarantee System (PGS) through authorization of Regional Councils and capacity building of PGS local groups under PGS- India programme.

**5.2** Online free of cost registration of PGS portal group and approval of PGS certification by authorized Regional Councils. Approx. 732 RCs have been authorized across the various states.

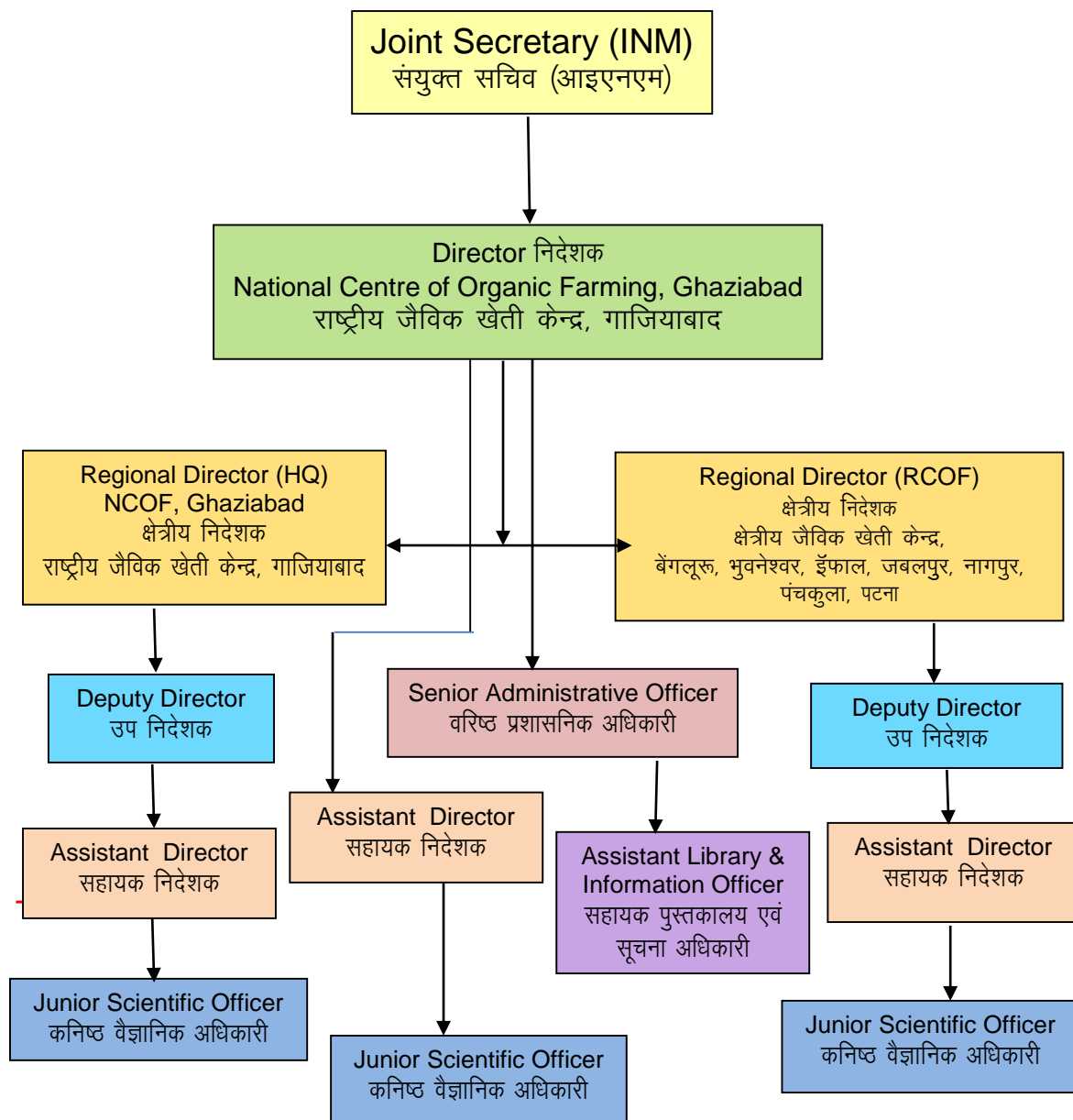
**5.3** State Government officials and lead resource persons of clusters under PKVY schemes are being given training online PGS certification.

## Summary of Achievements (2020-21)

1. **Expenditure-** Against a Budget Estimate (BE) of Rs 28.63 crores and Revised Estimates (RE) of Rs 16.79 crores, the actual expenditure was Rs 12.79 crores.
2. **Implementation of project components-Capital Investment subsidy scheme –** Out of utilized fund during previous year by NABARD for setting up of new biofertilizer/biopesticide production units and Fruit/Vegetable Market/Agro Waste Compost production unit, total Rs.1.47 crore was available in April 2021.
3. **Human Resource Development through trainings and seminars –** Due to CoVID-19 pandemic situations regular and in house training programmes were not organized during the year, 2020-21. However, 2 one-day farmer training and demonstration programme, 2 training programmes for extension officers on PGS-India, 22 programmes of 7-days training programmes on the pattern of 30-Days Certificate Course on Organic Farming and 1 programme of 3-Days training programme for analyst of state governments bio fertilizer and organic fertilizer quality testing laboratories were organized during the year through virtual /online mode. More than 1500 participants benefited from these training programmes.
4. **Quality Control -** Under quality control component against a target of 2000 samples 527 samples were analyzed for quality standard under FCO (1985) which also includes samples for study purpose for assessment of quality.
5. **Technical assistance to production units -** To assist organic input production units technical assistance/advice was provided to various agencies on various occasions for production of vermicompost/manure PROM/Biofertilizer/liquid & carrier base consortia.
6. **Supply of mother cultures -** For continuous supply of microbial germplasm NCOF and RCOFs are maintaining more than 96 strains of different beneficial microbial organisms. As per the need 87 slants of such strains were distributed to the industry.
7. **Promotion of PGS- India organic certification–** Online PGS organic certification has been started under PGS-India programme through authorization of Regional Councils and capacity building of PGS local group by launching of website <https://pgsindia-ncof.gov.in> on 15<sup>th</sup> July 2015 by Hon'ble Union Minister of Agriculture Shri Radha Mohan Singh for online free of cost registration of PGS portal group and approval of PGS certification through authorized Regional Councils. During 2020-21, the guidelines on PGS have been revised and PGS website has also been modified and developed in user friendly mode of operation.
8. **Publication of Newsletters and Training manuals –** Half yearly Biofertilizer Newsletter and Quarterly Organic Farming Newsletter are being published regularly as per time schedule.
9. **Publicity-** Distributed about 8458 copies of literature and participated in 11 Radio talks/ publicity and Television programme. On various activities of NPOF there were 1 Newspapers coverage.

## राष्ट्रीय जैविक खेती परियोजना की कार्यकारी संरचना Operational Structure of NPOF

**कृषि एवं किसान कल्याण मंत्रालय**  
**Ministry of Agriculture & Farmers Welfare**  
**कृषि, सहकारिता एवं किसान कल्याण विभाग**  
**Department of Agriculture, Cooperation & Farmers Welfare**



## Profile of National & Regional Centres of Organic Farming

Sl. No.	Name, Designation and Contact Details	Jurisdiction
1.	 <p><b>Shri V.K. Bansal</b> Director I/C National Centre of Organic Farming, Hapur Road, Kamla Nehru Nagar, GHAZIABAD – 201002 (Uttar Pradesh) Phone:0120-2764906, 2764212, Fax : 0120-2764901 Email : <a href="mailto:ndbc@nic.in">ndbc@nic.in</a> Web:<a href="http://ncof.dacnet.nic.in">http://ncof.dacnet.nic.in</a></p> <p>w.e.f. 01.08.2019 to 10.03.2020</p>	All India in respect of NCOF and RCOFs
2	 <p><b>Dr. V.K. Verma</b> Regional Director National Centre of Organic Farming, Hapur Road, Kamla Nehru Nagar, GHAZIABAD – 201002 (Uttar Pradesh) Phone:0120-2764906, 2764212, Fax : 0120-2764901 Email : <a href="mailto:ndbc@nic.in">ndbc@nic.in</a> Web:<a href="http://ncof.dacnet.nic.in">http://ncof.dacnet.nic.in</a></p>	Delhi, Rajasthan, Uttarakhand, and Uttar Pradesh (Except Districts Of Azamgarh, Ballia, Basti, Chandauli, Deoria, Faizabad, Ayodhya, Ghazipur & Gorakhpur).
3	 <p><b>Dr. Manoj Kumar Gupta</b> Assistant Director Regional Centre of Organic Farming, Kisan Bhawan, Sector 14, PANCHKULA-134 109 (Haryana).Telefax : 0172=2564460, Email: <a href="mailto:biofhr05@nic.in">biofhr05@nic.in</a></p>	Haryana, Himachal Pradesh, Punjab, Jammu & Kashmir and Chandigarh (UT).
4	 <p><b>Dr. Ajay Singh Rajput</b> Regional Director Regional Centre of Organic Farming, GA-114, NiladriVihar (Near KV-4), PO SailashreeVihar, BHUBANESHWAR-751007 (Orissa). Telefax : 0674-2721281 Email: <a href="mailto:biofor04@nic.in">biofor04@nic.in</a></p>	Orissa, West Bengal and Andman& Nicobar
5	 <p><b>Dr. M.K. Paliwal</b> Assistant Director Regional Centre of Organic Farming. Kannamangala, Cross, Whitefield – Hosekote Road, Kadugodi Post, BENGALURU-560067 (Karnataka) +919449112997 Email: <a href="mailto:biofkk06@nic.in">biofkk06@nic.in</a>, <a href="mailto:rcofbgl@gmail.com">rcofbgl@gmail.com</a></p>	Karnataka, Kerala, Tamilnadu, Pondicherry and Lakshdweep



6		<b>Shri Gagnesh Sharma</b> Regional Director Regional Centre of Organic Farming, Keshav Smriti, Behind Muskan Plaza, Shatabdipuram, JABALPUR-482 004 (Madhya Pradesh).Telefax : 0761- 2460972, Email: <a href="mailto:biofmp06@nic.in">biofmp06@nic.in</a>	Madhya Pradesh and Chhattisgarh
7		<b>Shri Harish Srivathsa</b> Assistant Director Regional Centre of Organic Farming, Langol Road, Lamphelpat, IMPHAL-795 004 (Manipur).Telefax : 0385-2413239 Email: <a href="mailto:biofmm01@nic.in">biofmm01@nic.in</a>	Assam, Arunachal Pradesh, Meghalaya, Mizoram, Manipur, Nagaland, Tripura and Sikkim
8		<b>Shri Gagnesh Sharma</b> Regional Director (Additional Charge) Regional Centre of Organic Farming, Amravati Road, Kalmeshwar, NAGPUR- 440 001 (Maharashtra). Telefax : 0712-2561459, Email: <a href="mailto:biofmh10@nic.in">biofmh10@nic.in</a>	Maharashtra, Andhra Pradesh and Telengana
9		<b>Dr. D.S. Yadav</b> Assistant Director Regional Centre of Organic Farming Central Potato Research Station Campus, Sahaynagar, Jagdev Path, Patna-801 506 (Bihar).	Bihar, Jharkhand and Eastern Uttar Pradesh (Azamgarh, Ballia, Basti, Chandauli, Deoria, Faizabad, Ayodhya, Ghazipur & Gorakhpur Districts)
10		<b>Dr. V.Y. Deoghare</b> Assistant Director Regional Centre of Organic Farming, APIC, Podium Level Krishi Bhawan, Sector 10-A Gandhinagar-382 010 (Gujrat).	Gujrat, Goa, Daman & Diu, Dadra and Nagar Haveli

## Administrative Report

### 1. Administrative structure

During the plan under NMSA, National Centre of Organic Farming (NCOF), Ghaziabad (HQ) and its nine Regional Centers of Organic Farming (RCOF) are functioning at Ghaziabad, Bengaluru, Bhubaneshwar, Panchkula, Imphal, Jabalpur, Nagpur, Patna and Gandhinagar. The NCOF (HQ) is headed by the Director and the RCOFs are headed by Regional Directors but in the absence of Regional Directors, the RCOFs are being managed by the Director through Deputy Directors and Assistant Directors.

### 2. Staff strength

Against a sanctioned strength of 125, the available strength was only 97 and 28 posts were lying vacant as on 31.03.2021. Centre-wise incumbency strength with name of officers working on different posts is given in Annexure V.

### 3. Building & Land

#### 3.1 NCOF, Ghaziabad

NCOF purchased 9.5 acre land (Total land area = 38443.2 sqm.) from CPWD @ Rs.10.00 lakhs per acre. The possession of the land was taken by NCOF from CPWD on 05.06.1998 and NCOF has already made payment of Rs.90.00 lakhs. The Preliminary Estimate submitted by CPWD was approved by DAC vide letter No. 6-6/97-FP/INM(A) dated 16.06.2005 for Rs.13,75,69,000/-.

NCOF building comprises of three storeyed main office-cum-laboratory building with total area of 3782.57 sqm. Trainees Hostel with area of 1454.67 and Auditorium building of 200 seats capacity in 1179.08 sqm area.



#### RCOF, Ghaziabad

NCOF and RCOF-HQ are located in the same premises. The NCOF occupies mainly ground floor in the main building as Head Quarters and remaining premises is under control of RCOF-HQ.

Financial Year	Amount Sanctioned (Rs. in lakhs)		DAC's Letter No. & Date	Actual Expenditure by CPWD (Rs. in lakhs)	
	Civil works	Electrical Works		Civil works	Electrical Works
2020-21	20.00	-	6-1/2010-INM(vol-II) (c24531) dt. 25.02.2010 Sanction for payment of Rs 20000/-, Ex. En (Ele.) Electrical & Maintenance Science at NCOF	20.00	-

### 3.2 RCOF, Bengaluru

The Govt. of Karnataka allotted 05-acres of land for construction of RCOF Bengaluru in Kannamangala Coconut Farm of Horticulture at a total cost of Rs. 7.5 lakhs which was paid on 04.06.97. The Administrative Approval of P/E of Rs.73,73,900/- for construction of Boundary wall & Rs.459.53 lacs for construction of Office-cum-lab building for RCOF at Kannamangala, Bangalore was conveyed by DAC vide letter No.6-16/94-FP/INM dated 04.12.2009. During the year 2012-13, construction of office-cum-lab building was completed by CPWD and office is functioning from new premises from 2012-13.



### 3.3 RCOF, Bhubnaeswar

#### Existing location –

The centre is functioning in the new office building for RCOF Bhubaneswar at GA-114, NiladriVihar, Bhubaneswar having area of 6964.84 sft at a monthly rent of Rs. 62,684/- (Rupees Sixty two thousand six hundred and eighty four only) per month.

#### Land-

RCOF, Bhubaneshwar has been allotted land of 3.785 acres located at Plot No.P/1, BDA Drawing No.B/757 Revenue Plot No.23/ptKhata No.449 (Agriculture Dept.) Mauza-Ghatikia, Bhubaneshwar for establishment of the Centre. On the basis of land allotment order issued by the G.A. Deptt., Govt. of Orissa in favour of RCOF on 01.08.2009, Regional Director, RCOF, Bhubaneshwar has taken over the possession of land on 07.10.2009. The lease deed



between Govt. of Orissa and Govt. of India was signed on 29.03.2011. DAC vide letter No.6-51/93-FP/INM dated 08.12.2011 conveyed Administrative approval of Rs.537.46 lakhs of the competent authority for construction of Office-cum-Lab Building of RCOF, Bhubaneshwar at Village Ghatikia. Against the administrative approval of Rs.537.46 lakhs. lakhs of the competent Authority for construction of Office-cum-Lab building of RCOF, Bhubaneswar at village –Ghatikia. Additional sanction of 10% over and above the approved amount was also granted and total release was Rs 591 lakhs. Out of which CPWD surrendered Rs 22.22 lakhs and actual expenditure during 2016-17 had been Rs 568.98 lakhs.

During 2016-17, CPWD in the fresh RPE raised a demand of additional Rs 295.60 lakhs leading to a total amount of Rs 8,33,06,500/- from original sanctioned + additional amount of Rs 591 lakhs. The reasons cited for such increase has been increase in cost index (2009-10 to till date), certain change in scope and specification (by CPWD) such as additional RCC & reinforcement work in foundation, plinth height, retaining wall etc. DAC vide letter No. 6-51/93-FP/INM dated 20th March, 2017 asked for clarifications on such increase of amount by CPWD. CPWD clarified the points raised by Ministry and submitted the reply. Subsequently, Ministry of Agriculture vide letter No. 6-51/93-FP/INM dated 11th

January, 2018 conveyed the expenditure sanction of Rs 264.085 for RCOF Bhubaneswar building construction to CPWD (2017-18). This has been subject to the condition that the revised estimate of the project does not exceed Rs 833.065 lakhs and the work is completed in the year 2017-18.

Financial Year	Amount sanctioned (Rs. in lakh)		Reference No. of DAC&FW	Actual expenditure by CPWD (Rs.in lakh)	
	Civil Works	Electrical Works		Civil Works	Electrical Works
2012-13	300		6-51/93-FP/INM dated 03.07.2012	200	
2013-14	200		6-51/93-FP/INM dated 24.01.2014	199.31	
2014-15	69.56	67.90	6-51/93-FP/INM dated 01.07.2014	69.42	19.77
2015-16	53.75	48.95	6-51/93-FP/INM dated 12.01.2016	53.75	26.73
2016-17	-	-	-	-	-
2017-18	264.085		-	62.53	
2018-19	-	-	-	81.88	
2019-20			-		
2020-21			-		
<b>Total</b>	<b>1004.245</b>			<b>713.39</b>	

### 3.4 RCOF, Nagpur

#### Existing Location –

RCOF, Nagpur has been functioning in its own newly constructed building at village Gondkhairy, Near Taluka Seed Farm, Post-Wadi, Amravati Road, Nagpur-440023.



As per the Agriculture Skill Council of India, Regional Centre of Organic Farming Nagpur has been declared as an apex organization for training on organic growers and vermicompost production technology for western region of India.

Financial Year	Amount Sanctioned (Rs. in lakhs)		DAC's Letter No. & Date	Actual Expenditure by CPWD	
	Civil works	Electrical Works		Civil works	Electrical Works
2015-16			-----NIL-----		
2016-17			-----NIL-----		
2017-18			-----NIL-----		
2018-19			-----NIL-----		
2019-20		9,72,266	6-4/2019/INM (72789) date 12.07.19	-----	8,15000
2020-21			-----NIL-----		
			<b>Total Expenditure</b>	---NIL---	8,15000



### 3.5 RCOF, Jabalpur

#### Existing location –

During 2015-16, the functioning of RCOF, Jabalpur has been shifted from old building to new building located at 67/1, Laxmipur, Shatbdipuram, Behind Muskan Plaza, Jabalpur w.e.f. 01.08.2015.

The new hired building is having total area of approx. 4550 sft. on a monthly rent of Rs.64,114/- p.m. as per approval received from DAC vide letter No.6-19/97-FP/INM dated 28.07.15.

#### Land-

The matter is being pursued with the State authorities for allotment of land for establishment of Regional Centre of Organic Farming, Jabalpur.



### 3.6 RCOF, Imphal

#### Land and Building construction –

The Government of Manipur allotted 02-acres of land (90 m x 88.9 m = 8001 sqm) @ Rs.1/- per annum revenue (free of cost). The construction work has already been completed by CPWD and the office is functioning from new premises since October, 2010.



Financial Year	Amount Sanctioned (Rs. in lakhs)		DAC's Letter No. & Date	Actual Expenditure by CPWD (Rs. in lakhs)	
	Civil works	Electrical Works		Civil works	Electrical Works
2020-21	19,49,500	6,94,895/-	1)F.No. 6-7/2020-INM-82403 Date: 07.08.2020 2) F.NO. 6-4/2020-INM-81012 Date:24.08.2021	UC Awaited	6,94,895/-
			<b>Total Expenditure</b>	-	<b>6,94,895/-</b>

### 3.7 RCOF, Panchkula

#### Existing Location –

As per in-principal approval of the competent authority of DAC conveyed vide letter No.6-12/2007-INM dated 26.09.2013, the office-cum-lab activities of RCOF have been shifted from Hisar to Panchkula and all activities of RCOF are now running from the hired office accommodation of 3244 sft. Area on rent basis i.e. Rs.34,968/- p.m. & maintenance cost Rs.33,769/- per annum, at Kisan Bhavan, Panchkula provided by Haryana State Agriculture Marketing Board, Panchkula (Haryana).

**Land –**

Additional Chief Secretary to Govt. of Haryana, Agriculture and Farmers Welfare Department, Chandigarh vide letter No.3991-Agri.II(2)-2016/10223 dated 27.09.2016 has conveyed the sanction of Governor of Haryana for transfer of one acre land of Horticulture Department at Government Garden & Nursery at Fatehpur, Distt.Panchkula to the Govt. of India, Department of Agriculture, Cooperation & Farmers Welfare, National Centre of Organic Farming, Ghaziabad on lease basis for establishment of Regional Centre of Organic Farming (RCOF), Panchkula under Central Sector Scheme “National Project on Promotion of Organic Farming” at the lease rent @ of Rs.1000/- (Rupees One thousand only) per acre for 99-years as per following terms and conditions: -



1. The land will be provided for a period of 99-years.
2. The lease rent will be Rs.1000/- per acre per annum.
3. After the completion of the lease period, the entire building and Infrastructure etc. has to be transferred to the Horticulture Department, Haryana without any compensation.
4. The lease deed shall be signed on a stamp paper under signature of Director General Horticulture and Department of Agriculture, Cooperation & Farmers Welfare, Government of India.

Duly vetted draft lease deed as received from DAC&FW is under submission to Horticulture Department for approval for taking possession of the land.

**3.7 RCOF, Patna**

RCOF, Patna is operating as camp office, in one room provided by ICAR-RCER, Patna in Walmi Complex, Phulwari Sharif, AIIMS Road, Patna. The Centre has started functioning from 5/04/2017. The office shifted to Central Potato Research Station Campus, Sahaynagar, Jagdeo Path, Patna allotted by ICAR-CPRS on 06.09.2018.

**3.8 RCOF, Gandhinagar**

Presently RCOF, Gandhinagar is being operated from the space provided by the Government of Gujrat at APIC, Podium Level Krishi Bhawan, Sector 10-A, Gandhinagar-382 010 (Gujrat).

**Library and Information Wing**

**Brief Background** :Under “**National Project on Organic Farming**”, a Central Library has been established at its Head Quarter, Ghaziabad. The library became functional during 1988 under National Project on Use and Development of Biofertilisers till September 2004 and subsumed as Library of National Project on Organic Farming with effect from October 2004. The Central Library is coordinating with its Regional Centres and other Departments in respect of dissemination of information on various aspects. The library has made considerable progress to establish it as Resource Unit for organic agriculture having literature on various subjects. The books/magazines in Hindi are also being procured regularly in compliance of instructions of RajbhashaVibhag. At the end of financial year 2020-21, the available documents are as unders:



A. Books	: 2839
B. Reports/Proceedings	: 347
C. CD/VC/Slides etc.	: 43
D. Journals/Periodicals (85)	
: current	: 13
: discontinued	: 39
: complementary	: 06
E. Newspapers (daily)	: 04
F. Magazines	: 0
G. Publications :	
- <i>Biofertiliser Newsletter</i>	: 01 Bi-annual (since 1993)
- Organic Farming Newsletter	: 01 Quarterly (since 2005)
- Annual Report	: 01 Annual
H. Publications available on sale/demand	: 6

During 2020-21, total 38 books on various subjects have been added in the collection; 4 daily newspapers were being subscribed. The regular publications viz. Biofertiliser Newsletter, Organic Farming Newsletter, Annual Report and publicity literature were published and circulated to various organizations, individuals, farmers on demand as well as for publicity purpose.

1. The Centre-wise detail of expenditure made by the Library & Information Wing during 2020-21 is as under :

Component		Expenditure (Rs.)		
		Hindi	English	Total
Books	NCOF, Ghaziabad	6770.00	9485.00	16255.00
	RCOF, Bengaluru	260.00	1185.00	1445.00
	RCOF, Bhubaneswar	200.00	550.00	750.00
	RCOF, Imphal	0.00	0.00	0.00
	RCOF, Jabalpur	0.00	0.00	0.00
	RCOF, Panchkula	0.00	0.00	0.00
	RCOF, Nagpur	450.00	450.00	900.00
	RCOF, Patna	0.00	0.00	0.00
	RCOF, Gandhinagar	0.00	0.00	0.00
Periodicals	NCOF, Ghaziabad	1500.00	29514.00	31014.00
	RCOF, Bengaluru	0.00	0.00	0.00
	RCOF, Bhubaneswar	0.00	0.00	0.00
	RCOF, Imphal	0.00	0.00	0.00
	RCOF, Jabalpur	0.00	0.00	0.00
	RCOF, Panchkula	0.00	0.00	0.00
	RCOF, Nagpur	0.00	0.00	0.00
	RCOF, Patna	0.00	0.00	0.00
	RCOF, Gandhinagar	0.00	0.00	0.00
Newspapers/ Magazines	NCOF, Ghaziabad	2309.00	5047.00	7356.00
	RCOF, Bengaluru	2500.00	5200.00	7700.00
	RCOF, Bhubaneswar	2064.00	1852.00	3916.00
	RCOF, Imphal	00.00	300.00	300.00
	RCOF, Jabalpur	0.00	0.00	0.00
	RCOF, Panchkula	0.00	7498.00	7498.00
	RCOF, Nagpur	0.00	0.00	0.00
	RCOF, Patna	0.00	0.00	0.00
	RCOF, Gandhinagar	0.00	0.00	0.00
Publications (Newsletters & Annual Report + Publicity Literature)	0.00	0.00	0.00	
<b>Total</b>	<b>16053.00</b>	<b>61081.00</b>	<b>77134.00</b>	

## 2. Publicity/ Advertisement – NIL

Following training manuals have been distributed during training programmes, demonstrations, exhibitions, fairs etc. These publications are available free of cost to public/farmers/agencies on demand.

1. जैविक खेती (६७ पृ.)
2. Organic Farming (60 pages)
3. जैव उर्वरक, जैविक खाद एवं अन्य जैविक आदान उत्पादन विधियाँ (६८ पृ.)
4. केंचुआ खाद/Vermi Composting (Hindi) (30 pages)
5. Biofertiliser and Organic Fertilisers in Fertilisers (Control) Order, 1985.
6. जैविक खेती सहायक पुस्तिका

All training manuals, newsletters and publications are available on the website at <https://ncof.dacnet.nic.in>.

## राजभाषा

राजभाषा विभाग द्वारा हिन्दी के प्रगामी प्रयोग हेतु निर्धारित लक्ष्यों को पूरा करने एवं विभिन्न योजनाओं को लागू करने की दिशा में राष्ट्रीय/क्षेत्रीय जैविक खेती केन्द्र निरन्तर प्रयत्नशील हैं जिसमें समय-समय पर राजभाषा कार्यान्वयन समिति की बैठकें, हिन्दी कार्यशालाओं का आयोजन एवं हिन्दी पखवाड़ा के दौरान अलग-अलग प्रतियोगिताओं का आयोजन तथा वित्तीय प्रोत्साहन योजना का संचालन किया जाता है। वर्ष 2020-21 के दौरान किये गये कार्यक्रमों का संक्षिप्त विवरण निम्न प्रकार है।

केन्द्र का नाम	राजभाषा कार्यान्वयन समिति की बैठक की तिथि	हिन्दी कार्यशाला की तिथि	हिन्दी दिवस/ हिन्दी सप्ताह/ हिन्दी पखवाड़ा का विवरण	अन्य कार्यक्रम	अन्य विवरण
गजियाबाद	12.06.2020 31.12.2020	16.06.2019 08.12.2020 30.03.2021	14.09.2020 – 30.09.2020	निदेशक (राजभाषा), कृ.कि.क.वि. द्वारा राजभाषाई निरीक्षण – 03.11.2020	हिन्दी पखवाड़ा के दौरान हिंदी भाषण प्रतियोगिता का आयोजन
गजियाबाद (मु.)	-	-	-	-	-
बैंगलूरु	-	-	-	-	-
भुवनेश्वर	-	-	-	-	-
इंफाल	15.06.2020 28.09.2020 14.12.2020 05.03.2021	12.06.2020 18.09.2020 15.12.2020 12.03.2021	14.09.2020 – 28.09.2020	-	-
जबलपुर	4	4	-	-	-
पंचकुला	02.03.2021	23.12.2020 11.03.2021	-	-	-
नागपुर	-	-	-	-	-
पटना	4	4	-	-	-
गांधीनगर	-	-	-	-	-

राजभाषा विभाग द्वारा हिन्दी पत्राचार के लिए निर्धारित किये गये लक्ष्यों को प्राप्त करने के लिए यथासम्भव प्रयास किये गये एवं शत-प्रतिशत लक्ष्यों की प्राप्ति के लिए निरन्तर प्रयत्नशील है। राष्ट्रीय/क्षेत्रीय जैविक खेती केन्द्रों द्वारा वर्ष 2020-21 के दौरान हुए पत्राचार का विवरण निम्नानुसार है:-

केन्द्र का नाम	राजभाषा अधिनियम 1963 की धारा 3(3) के अंतर्गत जारी कागजातों की कुल संख्या	राजभाषा अधिनियम 1963 की धारा 3(3) के अंतर्गत केवल अंग्रेजी में जारी कागजातों की संख्या	हिन्दी में प्राप्त पत्रों की कुल संख्या	हिन्दी में प्राप्त पत्रों के सापेक्ष जवाब अंग्रेजी में दिये गये पत्रों की संख्या	'क', 'ख' एवं 'ग' क्षेत्रों में प्रेषित पत्रों की संख्या (हिन्दी-अंग्रेजी)								
					क्षेत्र क			क्षेत्र ख			क्षेत्र ग		
					हिन्दी	अंग्रेजी	प्रतिशत	हिन्दी	अंग्रेजी	प्रतिशत	हिन्दी	अंग्रेजी	प्रतिशत
गजियाबाद	58	00	1207	00	872	393	68.93	159	129	55.20	340	273	55.46
गजियाबाद (मु.)	54	00	56	01	444	09	97.14	145	14	91.95	78	25	78.24
बैगलूरु	46	26	74	00	130	54	70.65	15	5	75.00	69	275	20.05
भुबनेश्वर	41	00	77	00	108	15	87.80	199	26	88.44	118	91	56.46
इंफाल	61	00	30	00	77	33	70.00	58	18	76.31	62	40	60.78
जबलपुर	29	00	447	00	752	00	100.00	32	00	100.00	16	00	100.00
पंचकुला	41	00	307	00	292	00	100.00	80	00	100.00	4	00	100.00
नागपुर	163	6	256	00	169	6	96.57	245	23	91.42	42	4	91.30
पटना	12	7	210	00	238	18	92.00	00	00	00	00	12	100.00
गांधीनगर	00	00	00	00	00	00	00	00	00	00	00	00	00

## Persons with Disabilities

Equal opportunities are being provided to persons with disabilities and per guidelines issued by Government of India from time to time. Ramps at entry gate has been constructed and lift is installed at suitable place at HQ.

## Sexual Harassment of Women at Work Place (Prevention, Prohibition and Redressal) Act, 2013

All possible measures are being taken for safety of women employees in the organization as per guidelines issued by competent authority and Government of India from time to time. During 2020-21, no complaint was received from women employees.

## Vigilance

“**Vigilance Awareness Week**“ was observed during 27<sup>th</sup> October to 02<sup>nd</sup> November, 2020 by NCOF/ RCOFs, as per the guidelines issued by Central Vigilance Commission (CVC) and also online pledge was taken. During this period all the staff took pledge for fighting against the corruption and maintaining transparency in day to day work for helping in creation of corruption-free environment. The posters provided by CVC were also exhibited; debate and discussions were held to create awareness on vigilance matters. Besides this, monthly, quarterly, half yearly and annual vigilance matters i.e. anti-corruption measures, pending disciplinary proceedings, implementation of annual action plan on vigilance etc were sent to vigilance section of DAC, New Delhi from time to time. The NCOF has also sent a letter to all implementing agencies about grievances if any, faced by them during implementation of the National Project on Organic Farming project.

## Constitution Day

On 26<sup>th</sup> November 2020 Constitution Day was celebrated at NCOF and RCOFs followed by reading of preamble of our constitution.

## SWACHATTA PAKHAWADA

On the occasion of swachatta pakwada during 16-31 December 2020, cleaning of campus, office space, arranging of files, pruning and cutting of trees, plantation was done.

## e-Governance and Computerization

**Organic Farming web portal (<https://ncof.dacnet.nic.in>) :**

The web portal of project has been developed with the help of NIC at the URL <http://ncof.dacnet.nic.in>. This web portal has been updated from time to time. The web portal contains all the relevant information about activities of the centres along with achievements. Important publications of the NCOF/RCOFs are available at the webportal. FAQs on Biofertilizers for the citizens are included to this portal. Another web portal for domestic certification of organic produce has also been launched for farmers/public as <https://PGSIndia-ncof.gov.in>. This web portal is linked with NCOF web portal <https://ncof.dacnet.nic.in>.

## Right to Information Act

The disclosure of information under provisions of Right to Information Act, 2005 has been made and updated periodically in the portal of the office. For disposal of applications, one CPIO at each centre has been designated. One Nodal Officer has also been designated at NCOF for online management of applications and appeals. The Regional/Deputy/Assistant Director at NCOF/RCOFs are the First Appellate Officer under Right to Information Act, 2005. The details of applications received under Right To Information Act during 2020-21 are as under :

Name of Authority	No. of applications received as transfer from other PAs u/s 6(3)	Received during the Quarter (including cases transferred to other PAs)	No. of cases transferred to other PAs u/s 6(3)	Decisions where requests/ appeals rejected	Decisions where requests/ appeals accepted
<b>REQUESTS (CPIO)</b>					
NCOF, Ghaziabad	3	33	0	3	30
RCOF, Ghaziabad	0	5	0	0	5
RCOF, Bangaluru	0	1	0	0	1
RCOF, Bhubaneswhar	0	2	0	0	2
RCOF, Panchkula	0	0	0	0	0
RCOF, Imphal	0	0	0	0	0
RCOF, Jabalpur	0	0	0	0	0
RCOF, Nagpur	3	4	0	0	4
RCOF, Patna	0	1	0	0	1
RCOF, Gandhinagar	1	1	0	0	1
<b>TOTAL</b>	<b>7</b>	<b>47</b>	<b>0</b>	<b>3</b>	<b>44</b>
<b>FIRST APPEALS (AA)</b>					
NCOF, Ghaziabad	0	2	0	0	2
RCOF, Ghaziabad	0	0	0	0	0
RCOF, Bangaluru	0	0	0	0	0
RCOF, Bhubaneswhar	0	0	0	0	0
RCOF, Panchkula	0	0	0	0	0
RCOF, Imphal	0	0	0	0	0
RCOF, Jabalpur	0	0	0	0	0
RCOF, Nagpur	0	0	0	0	0
RCOF, Patna	0	0	0	0	0
RCOF, Gandhinagar	0	0	0	0	0
<b>TOTAL</b>	<b>0</b>	<b>2</b>	<b>0</b>	<b>0</b>	<b>2</b>

<b>Details about fees collected, penalty imposed and disciplinary action taken)</b>				
Name of Centre	Registration Fee Collected	Additional Fee Collected	Penalties Amount recovered	No. of cases where disciplinary action taken against any officer
NCOF, Ghaziabad	370.00	34.00	0.00	0.00
RCOF, Ghaziabad	40.00	0.00	0.00	0.00
RCOF, Bangaluru	10.00	0.00	0.00	0.00
RCOF, Bhubaneswhar	20.00	0.00	0.00	0.00
RCOF, Panchkula	0.00	0.00	0.00	0.00
RCOF, Imphal	0.00	0.00	0.00	0.00
RCOF, Jabalpur	10.00	0.00	0.00	0.00

RCOF, Nagpur	0.00	0.00	0.00	0.00
RCOF, Patna	10.00	0.00	0.00	0.00
RCOF, Gandhinagar	0.00	0.00	0.00	0.00
<b>TOTAL</b>	<b>460.00</b>	<b>34.00</b>	<b>0.00</b>	<b>0.00</b>

Details of various provisions of section 8 while rejecting the requested information														
No. of times various provisions were invoked while rejecting requests														
Relevant Sections of RTI Act 2005														
Name of Centre	Section 8 (1)										Sections			
	a	b	c	d	e	f	g	h	i	j	9	11	24	Other
NCOF, Ghaziabad	0	0	0	0	0	0	0	0	0	0	0	0	0	3
RCOF, Ghaziabad														
RCOF, Bangaluru	0	0	0	0	0	0	0	0	0	0	0	0	0	0
RCOF, Bhubaneswhar	0	0	0	0	0	0	0	0	0	0	0	0	0	0
RCOF, Panchkula	0	0	0	0	0	0	0	0	0	0	0	0	0	0
RCOF, Imphal	0	0	0	0	0	0	0	0	0	0	0	0	0	0
RCOF, Jabalpur	0	0	0	0	0	0	0	0	0	0	0	0	0	0
RCOF, Nagpur	0	0	0	0	0	0	0	0	0	0	0	0	0	0
RCOF, Patna	0	0	0	0	0	0	0	0	0	0	0	0	0	0
RCOF, Gandhinagar	0	0	0	0	0	0	0	0	0	0	0	0	0	0
<b>TOTAL</b>	<b>0</b>	<b>0</b>	<b>0</b>	<b>0</b>	<b>0</b>	<b>0</b>	<b>0</b>	<b>0</b>	<b>0</b>	<b>0</b>	<b>0</b>	<b>0</b>	<b>0</b>	<b>3</b>

Details regarding compliance of direction/recommendation of the Commission			
Name of Centre	Reference No. of cases wherein Commission made specific recommendation as per section 25(5)	Whether action is initiated to comply with recommendation of Commission	Details, thereof
NCOF, Ghaziabad	0	0	0
RCOF, Ghaziabad	0	0	0
RCOF, Bangaluru	0	0	0
RCOF, Bhubaneswhar	0	0	0
RCOF, Panchkula	0	0	0
RCOF, Imphal	0	0	0
RCOF, Jabalpur	0	0	0
RCOF, Nagpur	0	0	0
RCOF, Patna	0	0	0
RCOF, Gandhinagar	0	0	0

## Grievances redressal mechanism

The centre is sensitized to redress grievances in a responsible and effective manner through the following:

1. A grievances cell has been set up in the centre as well as its Regional offices in order to ensure speedy redressal of grievances received from public and employees directly or through Department of administrative reforms and Public Grievances.
2. Director, National Centre of Organic Farming, Ghaziabad functions as Director (Public Grievances) and Regional Director/Assistant Directors functions as Grievances officer in their jurisdictions in order to ensure expeditious redressal of grievances.
3. The public can meet the Director/Regional Director/Assistant Director with regards to their grievances and complaints.



## Budget Estimates and Expenditure

During 2020-21, ₹ 28.63 crores were allocated for expenditure under two Major- Heads. The allocation was revised and a revised estimate was approved for ₹ 25.65 crores and expenditure of ₹.12.79 cores was incurred.

1. The Major Head 2401 relates to administrative expenses and Grants in Aid (CCA) for CISS scheme through NABARD.
2. Major Head 4401 is for capital expenses on account of land procurement & building construction and Machinery & Equipment.

Details of Head-wise budget provisions and expenditure during 2020-21 and proposed budget estimate 2021-22 are given in Table 1A.

**Table 1A : Financial Achievement under National Project on Organic Farming during 2020-21 (Rs in Lakh)**

MH-Head	B.E.	R.E.	Expenditure incurred	Proposed BE for 2021-22
<b>MH-2401</b>				
i) Other than Grants-in-Aid (Admin)	1613.00	1415.00	1162.21	3259.00
ii) GIA (Creation of Capital Assests)	0.00	0.00	0.00	2000.00
iii) GIA (General)	0.00	0.00	0.00	1413.00
<b>Total</b>	<b>1613.00</b>	<b>1415.00</b>	<b>1162.21</b>	<b>6672.00</b>
<b>MH-4401</b>				
Machinery & Equipments	1050.00	950.00	5.00	200.00
Capital (Building)	200.00	200.00	111.56	1080.00
<b>Grand Total</b>	<b>2863.00</b>	<b>2565.00</b>	<b>1278.77</b>	<b>7952.00</b>

**Table 1 B : Budget provision for NCOF under NMSA during 3 year (2018-19 to 2020-21)**

Financial Achievements under NPOF during 2018-19, 2019-20 and 2020-21 (Rs. In Lakh)									
	2018-19*			2019-20			2020-21		
MH-2401	B.E.	R.E.	Exp.	B.E.	R.E.	Exp.	B.E.	R.E.	Exp.
i) Admin (Other than GIA Grants-in-Aid)	1798.00	1722.00	1616.50	1723.00	1479.00	1318.93	1613.00	1415.00	1162.21
ii) GIA (CCA)	500.00	277.00	276.17	0.00	0.00	0.00	0.00	0.00	0.00
<b>Total</b>	<b>2298.00</b>	<b>1999.00</b>	<b>1892.67</b>	<b>1723.00</b>	<b>1479.00</b>	<b>1318.93</b>	<b>1613.00</b>	<b>1415.00</b>	<b>1162.21</b>
<b>MH-4401 (M&amp;E) (Building)</b>	10.00	10.00	7.95	10.00	10.00	6.55	1050.00	950.00	5.00
<b>MH-4401 (Major Work)</b>	300.00	221.50	221.22	190.00	190.00	39.66*	200.00	200.00	111.56
<b>Grand Total</b>	<b>2608.00</b>	<b>2230.50</b>	<b>2121.84</b>	<b>1923.00</b>	<b>1679.00</b>	<b>1365.14</b>	<b>2863.00</b>	<b>2565.00</b>	<b>1278.77</b>

- Due to non-utilization of funds by CPWD
- Due Covid-19, the purchase of machinery & equipments for Lab was not finalized/ made.
- Shortfall in expenditure due to non saction of fund by DAC for release of GIA (CCA) to NABARD under CISS scheme
- Vacancy of post in Establishment & Administrative section.

Detail of centre-wise expenditure under different sub-heads is given in Table 2.

**Table 2 : Centre wise Expenditure Report (April 2020-21) – ₹ in lakh**

S. No.	Head and sub head wise	Budget Estimate 2020-21	Revised Estimate 2020-21	CENTRES										Gandhi Nagar	Total
				NCOF	GZB (HQ)	BBSR	BGLR	PKLA	JBP	NGP	IMP	Patna			
<b>Major Head – 2401</b>															
1	Salary	962.48	875.00	171.60	111.59	100.80	76.58	81.26	94.65	87.90	69.57	33.57	32.40	859.92	
2	Wages	90.00	80.00	0	39.95	6.48	8.65	1.30	3.89	10.1	1.74	1.38	0.00	73.49	
3	OTA	0	0	0	0	0	0	0	0	0	0	0	0	0	
4	Medical	25.00	25.00	1.80	3.95	0.62	0.09	5.35	2.09	0.39	0.59	0.30	0	15.18	
5	DTE	120.00	100.00	0.74	2.34	4.43	2.40	2.70	5.60	3.84	3.65	4.11	0.38	30.19	
6	FTE	10.00	10.00	0	0	0	0	0	0	0	0	0	0	0	
7	OE	150.52	120.00	32.6	20.42	7.83	8.22	5.82	6.22	9.72	5.71	1.89	0.28	98.71	
8	RRT	40.00	40.00	0	0	0	0	5.57	3.21	0.00	0	0	0	8.78	
9	OAE	150.00	100.00	63.98	0	0.28	0.90	0	0	0.00	0.14	0.82	0.34	66.46	
10	M&S	20.00	20.00	0	1.94	0.16	1.12	0	0.73	0.05	0	0	0	4.00	
11	Advt & Pub	40.00	40.00	2.70	0.37	0	0	0	0.91	0.00	0.12	0	0	4.10	
12	GIA (creation of capital assets)	0	0	0	0	0	0	0	0	0	0	0	0	0	
13	Other Charges	5.00	5.00	0.40	0.82	0	0.00	0	0.00	0.16	0.00	0	0	1.38	
<b>Total</b>		<b>1613.00</b>	<b>1415.00</b>	<b>273.82</b>	<b>181.38</b>	<b>120.6</b>	<b>97.96</b>	<b>102.00</b>	<b>117.30</b>	<b>112.16</b>	<b>81.52</b>	<b>42.07</b>	<b>33.40</b>	<b>1162.21</b>	
<b>MH-4401 (Major Works)</b>															
14	M&E	1050.00	950.00	0	1.07	0.96	0.65	0.52	0.78	1.02	0.00	0.00	0.00	5.00	
15	M&W	200.00	200.00	0	40.98	44.14	0.00	0.00	0.00	0.00	26.44	0.00	0.00	111.56	
<b>Total</b>		<b>2863.00</b>	<b>2565.00</b>	<b>273.82</b>	<b>223.43</b>	<b>165.70</b>	<b>98.61</b>	<b>102.52</b>	<b>118.08</b>	<b>113.18</b>	<b>107.96</b>	<b>42.07</b>	<b>33.40</b>	<b>1278.77</b>	

## Implementation of project components

**Table - 3. Physical Targets & Achievements during 2020-21**

Sl. No.	Components	Achievements
<b>A. Training Programme</b>		
a)	7 days Online training programme	22
b)	Extension training on PGS-India (2 Days) (online )	02
c)	Farmers training & Field demonstration (Online)	02
<b>B. Publication of newsletters</b>		
a)	Biofertilizers Newsletter	-
b)	Organic Farming Newsletter	-
<b>C. Quality Control</b>		
a)	Biofertilizers	265
b)	Organic Fertilizers	262
<b>D. Maintenance of strains and supply</b>		
a)	Total strains maintained	96
b)	No of slants supplied	87

### Support to Organic Input production units

To boost the production of organic inputs, under Capital Investment Subsidy Scheme (CISS) of NPOF financial assistance is being provided to various Central/ State Govt, Non Govt and private entrepreneurs @ 33% of total financial out lay (TFO) limited to Rs.63 lakh for setting up of fruit/vegetable market/agro waste compost production unit (100 TPD) capacity and 25% of TFO limited to Rs. 40 lakh for setting up of State of art liquid/carrier based bio-fertilizer/biopesticide production units (200 TPA Capacity). To Govt agencies funds are being sanctioned directly by DAC&FW and to private agencies the assistance is available as credit linked back ended subsidy through NABARD. The scheme is continuing since the year 2004-05. Under the scheme any agency, company or individual entrepreneur can directly submit the project proposal to any scheduled bank, obtain loan and set up production unit. It is the responsibility of the bank to avail subsidy and/or refinancing from NABARD.

**Table - 4 : Physical Targets and Achievements of National Centre of Organic Farming, Ghaziabad during 2015-16 to 2020-21**

Quantifiable deliverables/physical outputs	2016-17	2017-18	2018-19	2019-20	2020-21
Certificate Course on Organic Farming (30 days)	03	03	10	10	-
7 Days Online training course on Organic farming	0	0	0	0	22
Refreshers Course for Analyst (10 days)	-	-	-	-	-
3 Days online training on quality control of organic fertilizer and biofertilizer for analyst of notified state laboratories	-	-	-	-	01

Trainers Training course on Organic mgmt (5 days)	-	-	-	-	
Training for extension officers on PGS Through Webinar	-	-	-	-	01
Training for Field Functionaries / Ext. Off (2 days)	-	40	39	38	-
<b>Farmers' Training &amp; field demonstration</b>	294	110	104	48	02
Jaivik Kisan Sammelan	-	14	09	02	-
Specific target for Skill development programme	2	-	01	-	-
National Workshop on PGS-India	-	-	01	-	-
National Conference of Quality Control	-	-	-	01	-
7 days Refresher Course on Quality Control for JSOs	-	-	-	01	-
05 days Refresher Course on PGS-India for JSOs	-	-	01	-	-
<b>Publication of newsletters</b>					
Biofertiliser News Letter	02	2	0	0	-
Organic Fertiliser News Letter	04	4	0	0	-
<b>Quality Control</b>					
Biofertilizers	1436	1114	579	477	265
Organic Fertilizers	711	674	614	483	262
Total strains maintained	261	261	201	90	74
No of slants supplied	20281	197696	104925	229	96

### Implementation components of NPOF through NCOF and RCOFs

- a. Human resource development through trainings
  - Certificate Course on organic farming
  - Training/Refresher course for analysts
  - Trainers trainings
  - Training of Field Functionaries / Extension Officers on Organic Farming
- b. Quality control facilitation of organic fertilizers and biofertilizers
- c. Defining standards and protocols for new inputs
- d. Technical support to organic input production units through technical assistance on technology and through supply of mother culture strains
- e. Capacity building for low cost alternative certification-PGS
- f. Publication of Newsletters, Training manuals and literature etc and collection of data related to organic farming and inputs
- g. New Initiatives, Awareness Creation and Publicity and evaluation
- h. Evaluation and monitoring of organic agriculture schemes/ programmes of Central and State Governments

**Major achievements under these components were as follows:****1. Human resource development through trainings –**

In all there was a target to organize training programmes during the year under four categories. Against this various training programmes were organized. Details in respect of training programmes conducted by each centre and number of trainees trained are given in Table 5.

**Table 5 -Details of various training programmes conducted by NCOF/RCOFs under NPOF during 2020-21**

Name of the Centre	7 Days Online training course on Organic farming	3 Days online training on quality control of organic fertilizer and biofertilizer for analyst of notified state laboratories	Farmers' Training & field demonstration	Training for extension officers on PGS Through Webinar	Total number of persons trained
NCOF	0	1	-	-	18
RCOF-HQ Ghaziabad	1	-	-	-	78
RCOF Panchkula	2	-	-	-	93
RCOF Jabalpur	3	-	-	-	104
RCOF Bhubaneswar	3	-	-	-	151
RCOF Imphal	2	-	-	-	93
RCOF Nagpur	3	-	-	-	545
RCOF Bangalore	3	-	-	-	276
RCOF Patna	2	-	-	-	91
RCOF Gandhinagar	3	-	-	-	116
<b>Total</b>	<b>22</b>	<b>01</b>	<b>-</b>	<b>-</b>	<b>1565</b>

**2. Quality control of biofertilizers and Organic fertilizers –**

With the inclusion of biofertilizers and organic fertilizers under Fertilizer Control Order (FCO), a regulatory mechanism has been introduced in the country w.e.f. March 2006. NCOF and its RCOFS have been declared as Notified Quality Control Analysis laboratories. Under the system samples are being drawn by the statutory authorities of State Agriculture Departments and submitted to NCOF or concerned RCOF for quality analysis.

Besides these, NCOF and RCOFs also undertake quality analysis of other inoculants and organic manures not covered in FCO for study purposes.

**2.1. The details of biofertilizers and organic fertilizers samples analyzed in fulfillment of requirement under FCO during the year 2020-21 were as follows:**

**2.1.1 Biofertilisers** - During year 2020-21 a total of **265** sample of different biofertilisers under FCO were analyzed, out of which 60.00% samples were found sub-standard. The Centre wise detail of Quality testing is given in Table- 6.

**2.1.2 Organic Manures:** During the current year, 2020-21 total of **262** samples of organic manures (including non FCO) were tested out of this 67.00% samples were found sub standards. The Centre wise detail of Quality testing is given in Table- 7.

**Table 6 : Details of Biofertiliser samples tested for Quality Control under FCO and Non-FCO**

Name of the centre	Total sample tested		Sample found		Percentage of samples found	
	FCO	NON-FCO	Non-Standard		Non-Standard	
			FCO	NON-FCO	FCO	NON-FCO
RCOF-HQ Ghaziabad	160	-	96	-	60%	-
RCOF Panchkula	37	-	17	-	46%	-
RCOF Jabalpur	52	-	31	-	60%	-
RCOF Bhubaneswar	-	-	-	-	-	-
RCOF Imphal	-	-	-	-	-	-
RCOF Nagpur	16	-	14	-	88%	-
RCOF Bangalore	-	-	-	-	-	-
RCOF Patna	-	-	-	-	-	-
RCOF Gandhinagar	-	-	-	-	-	-
<b>Grand Total</b>	<b>265</b>		<b>158</b>		<b>60%</b>	

**Table 7: Details of Organic Fertilizers samples tested for Quality Control under FCO and Non-FCO**

Name of the Centre	Total sample tested		Sample found Non-Standard		Percentage of samples found Non-Standard	
	FCO	NON-FCO	FCO	NON-FCO	FCO	NON-FCO
RCOF-HQ Ghaziabad	127		75		59%	
RCOF Panchkula	-	-	-	-	-	-
RCOF Jabalpur	121	-	86	-	71%	-
RCOF Bhubaneswar	-	-	-	-	-	-
RCOF Imphal	-	-	-	-	-	-
RCOF Nagpur	14	-	14	-	100%	-
RCOF Bangalore	-	-	-	-	-	-
RCOF Patna	-	-	-	-	-	-
RCOF Gandhinagar	-	-	-	-	-	-
<b>Grand Total</b>	<b>262</b>		<b>175</b>		<b>67%</b>	

**3. National and Regional culture collection bank for biofertilizer production –**

A culture collection of **90** strains belonging to different biofertilizers is being maintained at NCOF and RCOFs. Centre-wise details of number of strains of different microorganisms maintained at NCOF and RCOFs are given in Table 9.

**Table 8: Number of standard strains being maintained at RCOFs**

Name of Centre	Number of Strains being maintained					Total
	Azoto	Azosp	Rhizo	PSB	Others*	
RCOF-HQ Ghaziabad	02	03	07	01	11	24
RCOF Panchkula	-	-	02	01	01	04
RCOF Jabalpur	-	-	-	-	-	00
RCOF Bhubaneswar	01	-	10	01	-	12



RCOF Imphal	-	-	-	-	-	00
RCOF Nagpur	02	02	07	02	-	13
RCOF Bangalore	02	02	07	02	08	21
RCOF Patna	-	-	-	-	-	00
RCOF Gandhinagar	-	-	-	-	-	00
<b>TOTAL</b>	<b>07</b>	<b>07</b>	<b>33</b>	<b>07</b>	<b>20</b>	<b>74</b>

\* *Trichoderma viridae*, *KMB*, *Beauveria*, *Pseudomonas fluorescens*, *Verticilliumlecanii*, *Metarhiziumanisopliae*, *Paecilomycesfumosoroseus*, *Paecilomyceslilacinus*, *Bacillus megatherium*

#### 4. Supply of mother cultures of Microbial Strains -

During the year 2020-21, total nos of 229 mother culture strains of different biofertilisers were supplied to the production units. Supply of mother cultures to biofertilizer production units in the country is a specific activity of NCOF and RCOFs.

#### Details of Slant/culture Supplied and Revenue generation :

Name of the Centre	No. of Slant/Culture supplied	Revenue generated (Rs.)
RCOF-HQ Ghaziabad	09	180.00
RCOF Panchkula	00	0.00
RCOF Jabalpur	0	0.00
RCOF Bhubaneswar	0	0.00
RCOF Imphal	0	0.00
RCOF Nagpur	87	3180.00
RCOF Bangalore	0	0.00
RCOF Patna	0	0.00
RCOF Gandhinagar	0	0.00
<b>Total</b>	<b>96</b>	<b>3360.00</b>

**5. Development, procurement and efficacy evaluation of biofertilizer strains and mother cultures –** As a part of regular exercise, besides our own, new strains developed by different research institutions are being maintained at NCOF and RCOFs. Efficiency testing is being taken up for few strains.

#### 6. Documentation of Indigenous knowledge and its dissemination –

Efforts were made to collect various ITKS systems and traditional package of practices. The centre now has collection of more than 160 formulations, found useful for nutrient management and pest management. Package of practices developed under FAO-NCOF-TCP project for 20 important crops are being provided free on request and to trainees in different trainings in both hard and soft copies.

#### 7. Technology dissemination-

Coordination, maintaining of PKVY/MOVCDNER & PGS India Programme. NCOF has been designated as PGS Secretariat and PGS Cell is operational which is looking after the activities of development of PGS online, jaiwik kheti marketing portal, planning organizing, conducting NAC meeting, decision & follow up action including monitoring of

Regional Councils etc. In addition to this NCOF and RCOFs and engaged monitoring and coordinating with state government of PKVY and MOVCDNER schemes.

## 8. Preparation and publication of uniform and authentic training literature –

Following training literature, books / booklets were available for distribution :

1. जैविक खेती (६७ पृ.)
2. Organic Farming (60 pages)
3. केंचुआ खाद VermiComposting (Hindi) (30 pages)
4. A Participatory Organic Guarantee System for India
5. Biofertiliser and Organic Fertilisers in Fertilisers (Control) Order, 1985.
6. Jaivik Kheti Sahayak Pustika

### 8.1 Publications of RCOFs :

#### 8.1.1 : RCOF, Bhubaneswar –

1. Rajput, A.S., Tomar, D.S., Prasad, A.S. (2020) Promotion of organic farming through central government schemes with special reference to pandemic situation in India. Souvenir Ananyagri (Special issue on the National Webinar on Doubling Farmers Income in Odisha with focus on organic farming) Vol.5:40-44.
2. Rajput, A.S., Ghosh, P.K., Prasad, A. (2021). Promoting Organic Farming. Employment News, New Delhi: 6-12 February 2021.
3. Rajput, A.S., Shedge, K.R., Vaid, S.K. (2021). Scope and operational structure for organic farming in compendium on Entrepreneurship Development Program on Organic Farming Systems, 15-20 February, 2021 compiled by ICAR-NRI Cuttack, pp 8-14.
4. Swain, N., Vaid, S.K., Rajput, A.S. (2021). Processing, Handling and Marketing of Organic Produce in compendium on Entrepreneurship Development Program on Organic Farming Systems, 15-20 February, 2021 compiled by ICAR-NRI Cuttack, pp 39-41.
5. आओ अपना भोजन खुद उगाये, डॉ अजय सिंह राजपूत। 'नागरिक, तृतीय अंक, नगर राजभाषा कार्यान्वयन समिति, राजभाषा विभाग, गृह मंत्रालय, भारत सरकार, पेज न. 13।
6. जैविक खेती और सुखमय जीवन, डॉ अजय सिंह राजपूत। 'नागरिक, तृतीय अंक, नगर राजभाषा कार्यान्वयन समिति, राजभाषा विभाग, गृह मंत्रालय, भारत सरकार, पेज न. 42-45।

#### 8.1.2 : RCOF, Gandhinagar –

Sl. No.	Type of publication (Article/ Pamphlets/ Manual etc)	Title of publication and other details
1.	Leaflet/Pamphlets	1. Soil Health 2. Innovative indigenous formulations 3. Participatory Guarantee System 4. A knowledge platform on Organic Farming 5. Inputs in Organic farming
2.	Qualification Pack material under Skill India (Manual)	Principles of Organic Farming

**8.1.3.: RCOF Bangalore**

- 1) Literature prepared on Marketing strategy and sale of Organic Produce.
- 2) Preparation of training literature –“NCOF/N0108 Market Strategies and Sale of Organic Produce
- 3) Article prepared “Biological control of Insect, pest and diseases an Overview”.
- 4) Translated Organic Farming booklet to Kannada, Malayalam.
- 5) Rural compost & its importance in Organic Agriculture in Kannada developed by Shri Harish Srivatsha.
- 6) Javik Kheti Sahayak Pustika translated in English
- 7) PGS, Javik Kheti Kannada pamphlet ready .
- 8) Package of Practices of Organic crops for Karnataka, Kerala and Tamil Nadu

**8.1.4.: RCOF Jabalpur**

- 1) Package of Practices for Cereals, Pulses and Vegetables (Madhya Pradesh & Chhattisgarh) in collaboration with JNKV Jabalpur and IGKV Raipur.
- 2) Jaivik Kheti Pustika

**9. Publication of Newsletters –****9.1 Organic Farming Newsletter (Quarterly)**

Organic Farming Newsletter is a quarterly publication devoted to technological achievements, news, national and international events and book reviews etc and is being published since 2005. The Newsletter is being published, printed and distributed from in-house facilities available at NCOF.

**10. Data centre for various activities related to Organic Farming-**

Since 1990 entire data on biofertilizer production units, total annual biofertilizer production and sale are being maintained at NCOF, Ghaziabad. Current status of biofertilizer industry, annual production and installed capacity etc for the year 2020-21 is presented at Annexure II & III. Status of organic manures production/ availability and use is presented at Annexure III. Similarly, the data is also being collected and maintained in respect of certification agencies, area being served under organic certification and various crop being produced under organic certification.

**11. Publicity-**

Name of Centre	Components of Publicity				
	Literature Distribution	Exhibition arranged	Radio Talks	Newspaper Coverage	T.V. Programme
NCOF	3000	-	-	-	1
RCOF Ghaziabad	2800	-	-	-	-
RCOF Panchkula	50	-	-	-	-
RCOF Jabalpur	1000	-	01	-	-
RCOF Bhubaneswar	98	-	-	-	9
RCOF Imphal	00	-	-	-	-
RCOF Nagpur	1000	-	-	-	-
RCOF Bangalore	2500	-	-	-	-
RCOF Patna	510	-	-	01	-
RCOF Gandhinagar	500	-	-	-	-
<b>TOTAL</b>	<b>11458</b>	<b>-</b>	<b>01</b>	<b>01</b>	<b>9</b>

## 12. Promotional and Extension activities :-

### 12.1. INTERNATIONAL/ NATIONAL/ STATE LEVEL EVENTS (Workshop/ Exhibition/ other Events etc) attended by RCOF during the year 2020-21

#### 12.1.1. RCOF Gandhinagar

Sl.N.	Name of Event	Venue (State and Place)	Date
1	Biofach	Webinar (online)	29.10.2020 – 31.10.2020
2	Dedicated GeM Training Session	Webinar (online)	10.02.2021
3	1 day virtual Workshop-cum-training programme on NPS	Webinar (online)	17.02.2021.
4	Agrowaste bioconversion and microbial inoculant technologies for use in agriculture	Webinar (online)	03.11.2020-07.11.2020

#### 12.1.2. RCOF Imphal

- Participated in MAI OWN-2021, An Exhibition & trade Fair organized by Govt. of Manipur.
- Delivered a talk on Organic Agriculture & scope for entrepreneurship in special reference to N.E Region during 22nd March, 2021 organised by MANAGE Incubator Centre, Imphal.

#### 12.1.3. RCOF Bhubaneswar

- National Webinar on “Organic Farming for Health and Wealth” on 17.01.21. Regional Director, RCOF-Bhubaneswar has delivered a talk as a Keynote Speaker in the webinar organized jointly by Swarnim Ruhani Pahal, Nand Nagari Delhi and Community Radio Station, Athantar, Balipatna, Khordha, Odisha.
- Meeting with Prof. Ganeshi Lal, Hon'ble Governor, Govt. of Odisha on 20/01/21. Regional Director, RCOF Bhubaneswar along with his team met with Prof. Ganeshi Lal, Hon'ble Governor of Odisha for the promotion of organic farming in the entire state.



**12.1.4. RCOF Jabalpur**

Sl. No.	Name of Event	Venue (State and Place)	Date
1	National webinar on Organic Farming organized on College of Agriculture, Balaghat and Jawahar Lal Nehru Krishi Vidyalaya, Jabalpur Attended by JSO and lecture delivered by Dr. Gagnesh Sharma, Regional Director	Online	11-15 May 2020
2	Organic Farming (PGS Certification and PKVY PGS Vs Third party Certification) lecture by Dr. Gagnesh Sharma, Regional Director	Online	8-10 <sup>th</sup> December, 2020.
3	Lecture on Organic Farming and Certification for small and marginal farmers - A farmers training programme by Gagnesh Sharma, Regional Director	FTC Jabalpur under ATMA on	16 <sup>th</sup> Dec. 2020
4	Radio Talk (01), Dr. M.K. Paliwal, Assistant Director	Importance of Green Manure in Organic Farming	-

1. Attended 3 trainings as per nomination by Director NCOF Ghaziabad (4 days and 2 days) on Lab. Qlty Mgt. System(LQMS) and Internal Audit as per ISO /IEC 17025:2017 held during July, September and January 2020
2. 1Jaivik Pustika in Hindi published by RCOF Jabalpur
3. Delivered 2 T.V. talks and 1 Radio Talk on Organic Farming (DD Bhopal and AIR Jabalpur)
4. Attended 2 trainings ONLINE on NABL organised by BIS.
5. Lectures Delivered and DD talks: Delivered about 20 lectures on organic farming in various Central and State Govt. Institutes in Chatisgarh and M.P.
6. Delivered series of lecture on Organic farming, PKVY and PGS implementation – IMAGE Bhubaneswar, Training Institute Raipur and FTC Jabalpur.
7. Co-ordinated in course development and Initiated a 4 days Organic Entrepreneurship Programme with CoABM Jabalpur JNKV
8. SLEC of State Government started with RD Dr. Gagnesh Sharma initiation for implementation of PKVY programme.Co-ordinated with State Govt. on framing EoI for selection of RCs.

**13. Technical support to National Programme on Organic Production for evaluation of accredited certification bodies-**

Some of our officers are working as evaluation committee member under National Accredatory Board, Ministry of Commerce.



## Annexure I

### **Status of Participatory Guarantee System – INDIA (PGS-INDIA) Organic certification system in India (2020-21)**

Participatory Guarantee System (PGS)-INDIA organic certification system was launched in 2011 by Department of Agriculture and Cooperation & Farmers welfare, Ministry of Agriculture & Farmers welfare, Government of India and is an alternative to third party certification. The programme is implemented through National Centre of Organic Farming (NCOF), Ghaziabad and its nine Regional Centres (Ghaziabad (HQ), Bangalore, Nagpur, Jabalpur, Panchkula, Bhubaneswar, Imphal, Bihar & Gujrat). NCOF is secretariat of the PGS-INDIA System, and Director, NCOF as the Executive Secretary will play crucial role in implementation of all activities of PGS- INDIA programme as per the PGS guidelines. Participatory Guarantee System (PGS) is an organic quality assurance system that is locally relevant, emphasize the participation of farmers/producers, stakeholders, and consumers and operate outside the frame of third party certification. The process is very simple where group of farmers verify each other, document it and take collective decision on the organic status of individual producers in compliance of PGS standards. Collective guarantee of organic status decision is then submitted to Regional Council, which in turn on verification approves (or reject) the certification decision. Process/ production standards are the same as of NPOP. The PGS certification system is based on principles of participation, shared vision, trust, transparency, horizontality and networking. PGS is a locally applicable quality assurance system. There are two types of Logos is used under PGS-INDIA certification programme, at the beginning of organic cultivation and upto two year, farmers will be considered under conversion, and they certified with **PGS-INDIA GREEN** logo. After two years (three years for plantation crops) period of conversion upon satisfaction the farmers certified with **PGS-INDIA ORGANIC** logo, and the same will be used on packing material while marketing organic produce.

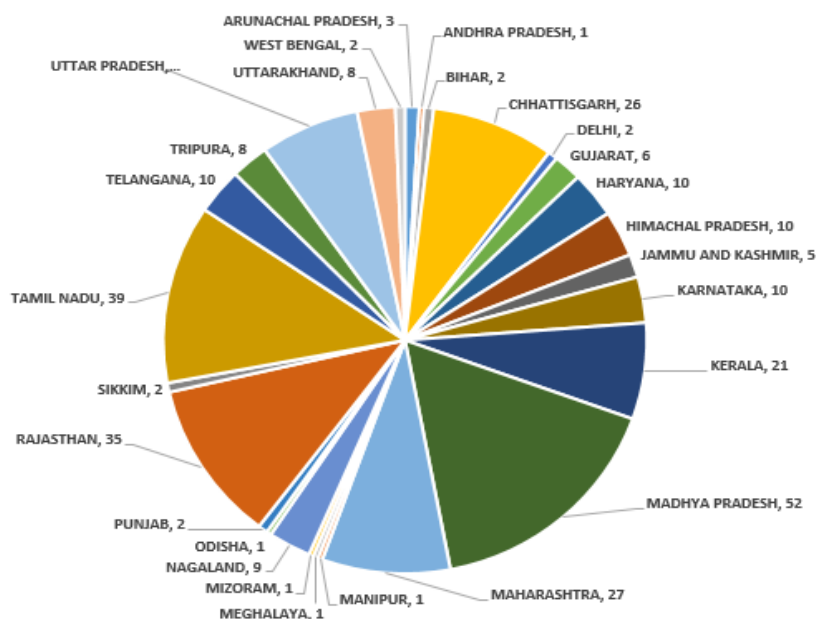
**Regional Councils:** The organization which are authorized under PGS-INDIA certification system to play role in registration of farmers, training, online documentation, inspection, residual analysis, soil sample analysis certification and marketing as per PGS-INDIA guidelines. At the beginning in the year 2011 implementation of PGS–INDIA certification system was started through twenty (20) authorized Non -Governmental organizations (NGOs) as Regional councils, and there was no financial support from the Government of India to operate PGS



certification system. After three year's evaluation, it has been found that the certification system is acceptable among the farmers and consumers and farmer friendly system. To promote organic farming and PGS-INDIA certification in larger scale Government of India supported financially through launch of Paramparagath Krishi Vikas Yojana (PKVY) in the year 2015. At present, 315 regional councils are authorized to work under PGS- INDIA system. Out of 315 are 19 Companies, 43-NGO/Cooperative/Trust, 253 – State Government from different States {ARUNACHAL PRADESH (30), ANDHRA PRADESH (1), BIHAR (2), CHHATTISGARH (26), DELHI (2), GUJARAT (6), HARYANA (10), HIMACHAL PRADESH (10), JAMMU AND KASHMIR (5), KARNATAKA (10), KERALA (21), MADHYA PRADESH, (52), MAHARASHTRA (27), MANIPUR (1), MEGHALAYA (1), MIZORAM (1), NAGALAND (9), ODISHA(1), PUNJAB(2),RAJASTHAN(35),SIKKIM(2), TAMIL NADU(39), TELANGANA(10), TRIPURA (8), UTTAR PRADESH(21), UTTARAKHAND(8), WEST BENGAL(2) (Fig.1)}.



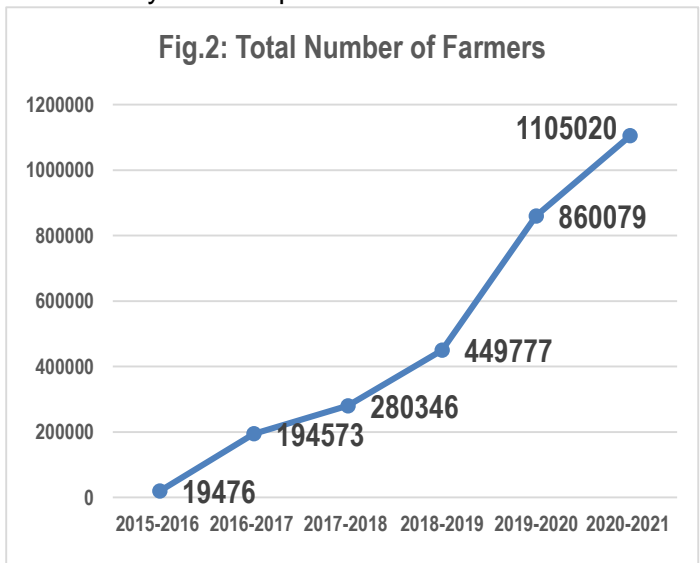
Fig.1 The number of RCs with State wise under PGS system in the year 2020-2021



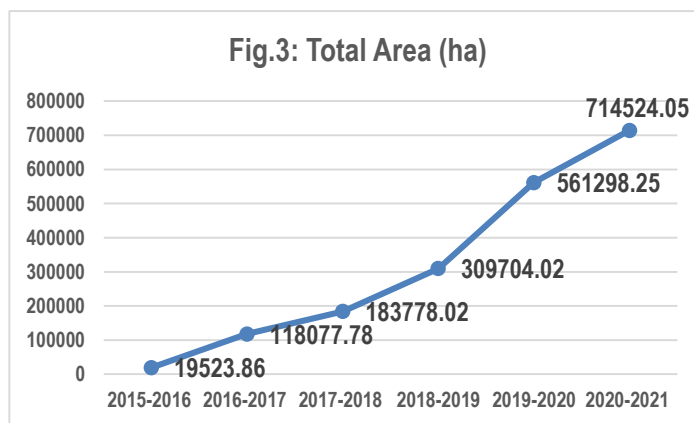
It has been recorded continuous increase in the number of regional council from 20 to 315 from the year 2011 to 2020-21. The increase in participation of regional council under PGs system shows growing demand and acceptance of system among the different stakeholders of organic farming community.

**Number of Farmers groups and farmers:** Even though PGS was found farmer friendly due to no direct financial support from the Government it was not able to attract large scale participation of farmers under PGS INDIA certification till 2015 by authorized RCs. In the year 2015 through launch of PKVY scheme and supporting PGS certification through funds support the number of farmers groups/clusters drastically raised upto from 1284 to 40596 LGs from the year 2015-16 to 2020-21. The number of individual farmer under LGs increased from 19476 to 1105020 from the year 2015-16 to 2020-21 (Fig.2).The numbers of farmer’s group and farmer’s registration was continuously increased from 2015-16 to 2020-21.

It shows the popularity and easy mode of acceptance of certification system among the farmers and also the positive results obtained on productions system through organic farming and practices, and also rise in the demand of PGS certified products among the consumers is attracting more farmers to adopt organic farming for cultivation of crops.



**Area under PGS-INDIA certification:** The area under PGS-INDIA certification was 19523.86 ha in 2015-16 and the area increased slowly and at present **714524.05 ha** land is covered under PGS certification system in the year 2020-21 (Fig. 3). It was rapid increase in participation of farmers under PGS-INDIA certification system may be observed which will pay way to local organic market in a big way.



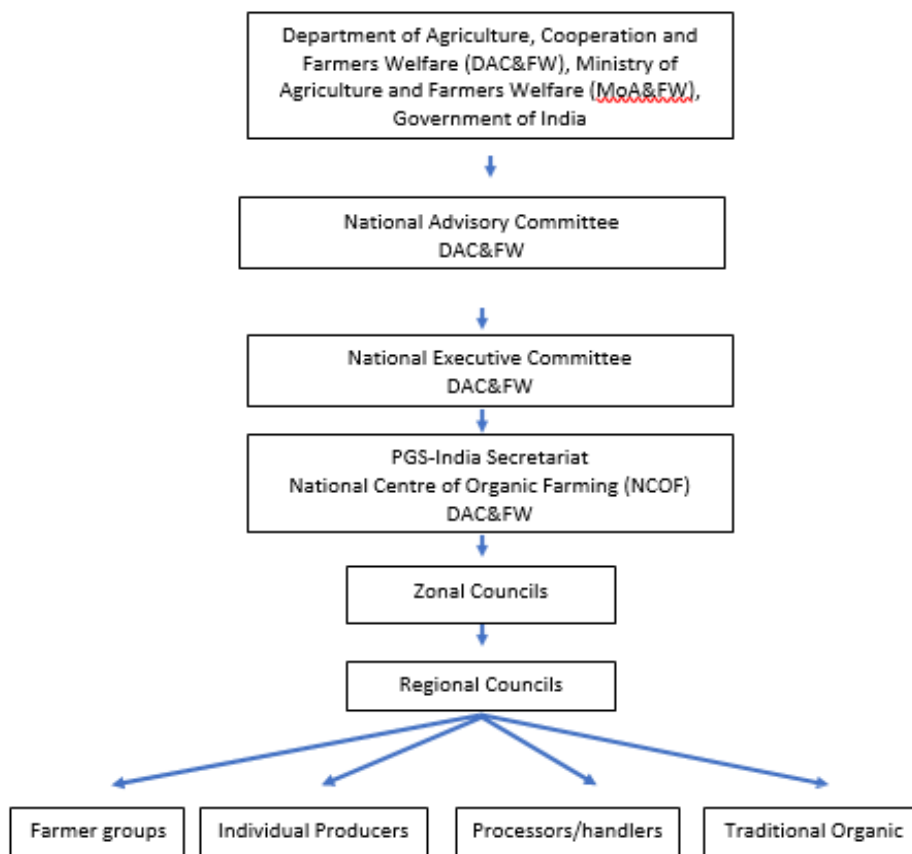
**Online PGS-INDIA webportal (<http://pgsindia-ncof.gov.in>)** : Even though there are large numbers of farmers involved in organic farming under PGS-INDIA certification, their information properly not documented and information about farmers and agencies working are visible all public domain which is a limiting factor for the expansion of organic marketing. In order establish information access to all domain of people Government of India launched PGS-INDIA online webportal (<http://pgsindia-ncof.gov.in>) on 15<sup>th</sup> July, 2015. All the details of farmer's / regional councils are available in this website, and all information is accessible to public domain. The consumer product verification was also enabled in this webportal. Any public can track their products from where it has obtained and also details of producer/farmers who has grown the products on PGS-INDIA webportal.

**Revised PGS India Guideline in the year 2020-21: The PGS India Guidelines has been revised and the major changes is mentioned below:**

1. The PGS operation structure changed
2. Introduction of conflict of Interest
3. Introduction of Service Provider / Facilitating Agency
4. Introduction of scope for Large Area certification, Individual certification apart from Local group Certification
5. One scope certificate for one Group
6. Simplification of Peer Inspection based on 10-point evaluation criteria's
7. Introduction of Processor module
8. Standards for Live Stock Production

**2.1 Operational Structure**

The PGS-India programme shall be operated under the overall direction and guidance of the Department of Agriculture, Cooperation and Farmers Welfare, Ministry of Agriculture & Farmers Welfare, Government of India with Secretary, Agriculture, Cooperation & Farmers Welfare as the apex decision making and appellate authority. Schematic operational structure of the PGS India is given below:



**Introduced facilitating Agency / Service Providers to hand hold in PGS-India certification**

“Facilitating Agencies are organizations “that may be helping the PGS-India farmers in handholding, cluster formation, capacity building, marketing, implementation of PKVY/other organic farming schemes / programmes etc.” FA/SP will help the PGS farmers in documentation, uploading, collection of data with GPS coordinates, Marketing and branding and facilitating formation of FPOs. There are 51 Service providers empaneled across India from different States and provided to operate anywhere in India and lead organic farmers to prospective future.

**Table : State wise details of Groups, Farmers, Area and number of scope certificate issued in the year 2020-21**

State	Group	Farmer	Area in Ha	No of Certificate Green	No of Certificate Organic	Total Certificate
ANDHRA PRADESH	166	1125	1116.6	1845	428	2273
ASSAM	26	1094	585.02	7429	10650	18079
BIHAR	92	3631	1880.66	28423	2054	30477
CHHATTISGARH	199	4690	3660.36	43960	16592	60552
DAMAN AND DIU	0	1	0.13	2033	2289	4322
DELHI	2	479	333.99	21242	34	21276
GOA	442	12044	10401.83	22844	37	22881
GUJARAT	65	2979	1337.47	8316	7878	16194
HARYANA	16	132	114.59	64	115	179
HIMACHAL PRADESH	59	2091	1424.87	10427	2678	13105
JAMMU AND KASHMIR	6	311	88.63	68	149	217
JHARKHAND	8	298	232.89	6791	3691	10482
KARNATAKA	211	4753	4271.29	4598	2295	6893
KERALA	1367	15025	2582.13	10108	1738	11846
MADHYA PRADESH	184	4644	6730.85	60235	58594	118829
MAHARASHTRA	428	8609	5376.54	26555	22969	49524
MANIPUR	7	337	302.38	993	1	994
MEGHALAYA	0	0	0	519	98	617
ODISHA	397	17274	8150.18	36131	11407	47538
PUNJAB	1	7	29.25	234	2	236
RAJASTHAN	414	13179	9375.14	154364	11132	165496
TAMIL NADU	13	158	268.92	2750	1115	3865
TELANGANA	83	2388	1409.19	3425	242	3667
UTTAR PRADESH	2922	93680	59220.33	42203	3356	45559
UTTARAKHAND	1222	55908	34105.26	679065	13650	692715
WEST BENGAL	51	1224	587.53	1057	94	1151
<b>Total</b>	<b>8384</b>	<b>246114</b>	<b>153617.7</b>	<b>1175679</b>	<b>173288</b>	<b>1348967</b>

**PGS Related activities :**

1. Seven days online training organized by RCOF (HQ), Ghaziabad
2. Guest Lecture delivered on : PGS-INIDA: CERTIFICATION SYSTEM for the team of Secretary, Delhi visited at NCOF
3. Guest Lecture on delivered: PGS-INIDA: CERTIFICATION SYSTEM FOR ORGANIC FARMING AND MARKETING Date: 7th November 2020, Time: 5:30-6:30 PM organized by, Faculty of Management Studies, Sri Sri University, Odisha
4. Guest Lecture on delivered "Certified Farm Advisor on Organic Farming (Module-II)" sponsored by National Institute of Agricultural Extension Management (MANAGE),

Hyderabad during **2-16 February 2021** at ICAR-IIFSR, Modipuram, Meerut on **16.02.2021**

5. PGS work webportal demonstration to silver touch and NIC team on 4.02.2021
6. "Certified Farm Advisor on Organic Farming (Module-II)" sponsored by National Institute of Agricultural Extension Management (MANAGE), Hyderabad during 23<sup>rd</sup> **February-9<sup>th</sup> March 2021** at ICAR-IIFSR, Modipuram, Meerut on **26.02.2021**
7. Zoom meeting with PGS-INDIA Regional Council Meeting on **Apr 9, 2020 02:30 PM** India under the Chairpersonship of JS, INM
8. PGS Meeting INM : a video conference was held on 27-04-2020 at 5.30 PM under the chairpersonship of Additional Secretary (INM), DAC & FW.
9. Online meeting is schedule to held at 11.00am on **11/05/2020** to discuss on **Revised PGS-INDIA operation manual**
10. Testing of Revised PGS-India webportal developed in line with that of Revised Guidelines from all RCOFs (08.06.2020)
11. Video Conferencing under the Chairpersonship of JS, INM on Date: 10<sup>th</sup> June 2020; 15:00 PM to 16:30 PM to review Progress review meeting of Paramparagat Krishi Vikash Yojana (PKVY) scheme, Model Cluster programme and Namami Gange programme with the State of Uttar Pradesh
12. Video Conferencing under the Chairpersonship of JS, INM on to review Progress review meeting of Paramparagat Krishi Vikash Yojana (PKVY) scheme, Model Cluster programme and Namami Gange programme with the State of **Uttarakhand**
13. Video Conferencing under the Chairpersonship of JS, INM on 25/06/20 from 11:00 AM to 01:00 PM. <https://desktopvc.nic.in/web/> to review Progress review meeting of Paramparagat Krishi Vikash Yojana (PKVY) scheme, Model Cluster programme and Namami Gange programme with the State of **Chhattisgarh**
14. Video Conferencing under the Chairpersonship of JS, INM review Progress review meeting of Paramparagat Krishi Vikash Yojana (PKVY) scheme, Model Cluster programme and Namami Gange programme with the State of **Rajasthan**
15. Webinar on PGS-India New Operational Guidelines for Strengthening of Farmers of the country through PGS-India Certification under the chairpersonship of JS(INM), DAC&FW to be held on **7th August, 2020** from 11.00 am to 1.00 pm
16. National Advisory Committee meeting of PGS- India program under the Chairpersonship of AS (INM) on 27.08.2020 at 03:00 PM -reg.
17. VC under Model Cluster Demonstration-reg Date **1/9/2020** , time 3.00pm
18. Meeting of Experts Committee for LAC under PKVY with Andaman & Nicobar on 26/11/2020
19. Online video Meeting with NIC PGS And Silver Tech and Demonstration of flow PGS webportal on 29.02.2021
20. Review meeting was held on 19.02.21 under the Chairpersonship of Joint Secretary (INM) to review the performance of Jaivik Kheti Portal.

21. A training through VC is scheduled to be held through video conferencing on 3<sup>rd</sup> March, 2021, from 12:00 Noon onward. With Joint Director Agriculture (PKVY), Deputy Director Agriculture with their respective Service Provider and Regional Council in Video Conference for the same
22. Meeting with NIC PGS and Silver Tech and Demonstration of flow PGS webportal on 04.02.2021
23. Meeting of BPKP to review the progress on 18.03.2021 at 04:00 PM.
24. Meeting under the Chairpersonship of Joint Secretary (INM) to review meeting for new operational guideline for PGs-India Certification and Biofertilizers Production in states/UTs to be held through video conferencing on 19<sup>th</sup> February, 2021, from 11:30 AM onwards



**Annexure II****STATE-WISE PRODUCTION OF BIOFERTILISERS IN INDIA  
(2020-21)**

Sl. No.	State	Carrier based (MT)	Liquid based (KL)
1	Andman & Nicobar island	0	0
2	Andhra Pradesh	123.19	98.49
3	Daman & Diu	0.00	0.00
4	Karnataka	1446.50	870.53
5	Kerala	164.98	2612.00
6	Lakshdweep	0.00	0.00
7	Puducherry	97.17	2.16
8	Tamilnadu	88652.43	434.313
9	Telangana	448.72	150.14
9	Chattisgarh	558.88	268.68
10	Gujrat	19483.31	8055.72
11	Goa	30.00	0.00
12	Madhya Pradesh	21834.30	15811.10
13	Maharashtra	5328.18	2140.95
14	Rajasthan	10612.00	0.00
15	D & N Haveli	0.00	0.00
16	Delhi	0	0
17	Chandigarh	0.00	0.00
18	Haryana	3105.42	113.17
19	Himachal Pradesh	0.22	0.22
20	Jammu & Kashmir	0.00	0.00
21	Punjab	16042.27	361.37
22	Uttar Pradesh	0.00	5725.64
23	Uttarakhand	3708.83	1150.81
24	Bihar	74.59	2.11
25	Jharkhand	0.00	0.00
26	Odisha	19406.64	859.60
27	West Bengal	448.59	33.54
28	Arunachal Pradesh	0.00	0.00
29	Assam	438.54	3447.35
30	Manipur	20.00	24.01
31	Meghalaya	0.00	0.00
32	Mizoram	1.40	0.00
33	Nagaland	19.14	0.00
34	Sikkim	0.00	69.02
35	Tripura	283.99	9.02
	Grand Total	192329.2896	42239.9351

## ZONE-WISE PRODUCTION OF BIOFERTILISERS IN INDIA (2020-21)

	State	Carrier based (MT)	Liquid based (KL)
<b>South Zone</b>			
1	Andaman & Nicobar	0	0
2	Andhra Pradesh	123.19	98.49
3	Daman & Diu	0.00	0.00
4	Karnataka	1446.50	870.53
5	Kerala	164.98	2612.00
6	Lakshadweep	0.00	0.00
7	Puducherry	97.17	2.16
8	Tamil Nadu	88652.43	434.313
9	Telangana	448.72	150.14
<b>West Zone</b>			
1	Chhattisgarh	558.88	268.68
2	Gujarat	19483.31	8055.72
3	Goa	30.00	0.00
4	Madhya Pradesh	21834.30	15811.10
5	Maharashtra	5328.18	2140.95
6	Rajasthan	10612.00	0.00
7	Dadar & Nagar Haveli	0.00	0.00
<b>North Zone</b>			
1	Delhi	0	0
2	Chandigarh	0.00	0.00
3	Haryana	3105.42	113.17
4	Himachal Pradesh	0.22	0.22
5	Jammu & Kashmir	0.00	0.00
6	Punjab	16042.27	361.37
7	Uttar Pradesh	0.00	5725.64
8	Uttarakhand	3708.83	1150.81
<b>East Zone</b>			
1	Bihar	74.59	2.11
2	Jharkhand	0.00	0.00
3	Odisha	19406.64	859.60
4	West Bengal	448.59	33.54
<b>North East</b>			
1	Arunachal Pradesh	0.00	0.00
2	Assam	438.54	3447.35
3	Manipur	20.00	24.01
4	Meghalaya	0.00	0.00
5	Mizoram	1.40	0.00
6	Nagaland	19.14	0.00
7	Sikkim	0.00	69.02
8	Tripura	283.99	9.02
	Total	192329.2896	42239.9351
* Source : Data received from States			

**Annexure III****STATE WISE PRODUCTION OF ORGANIC FERTILIZERS IN INDIA (2020-21)**

Sl. No.	State	City Compost (A)	Organic manure (B)	Vermiocompost (C)	PROM (D)	Bioenriched Organic Manure (E)	Rural Compost (F)	Farm Yard Manure (G)	Total Manure MT {A+B+C+D+E +F+G}	Decoiled Cake MT
1	Andhra Pradesh	0	8.02	336.00	0	88.5	0	0	432.52	4108.00
2	Arunachal Pradesh	0	0	0	0	0	0	0	0	0
3	Assam	2350	49100	107731.22	1702	803.6	1312	11945	174943.82	121
4	Bihar	0	29215.1	75556.95	0	0	0	0	104772.05	0
5	Chhattisgarh	3998	829643	76150.46	0	0	515333	1002801	2427925.5	0
6	Delhi	21677	269	1098	0	0	0	0	23044.00	0
7	Goa	0	00	460	0	0	0	0	460.00	0
8	Gujarat	44236.56	87295.6	2128	27446.18	3500	4290	125450	294346.338	7130
9	Haryana	0	223.15	0	4576.410	0	0	0	4799.54	0
10	Himachal Pradesh	0	0	22.00	0	0	0	0	22.00	0
11	Jammu & Kashmir	0	0	0	0	0	0	0	00.00	0
12	Jharkhand	6196	5	360	40	4	0	0	6605	0
13	Karnataka	68824	183769	31355	14704	15092	1011125	37542874	38867743	2031
14	Kerala	9885.88	26038.75	752.5368	144	6489.032	312.6	356.89	43979.68	2330.25
15	Madhya Pradesh	5436.7	28377	25520.9	11140.9	0	0	0	70475.4	0
16	Maharashtra	42231.00	34909.00	13312.00	40993.00	0	0	0	131445.00	7678.3
17	Manipur	0	100	0	0	50	0	0	150	0
18	Meghalaya	0	0	0	0	0	0	0	0	0
19	Mizoram	0	0	6	0	0	0	0	6	0
20	Nagaland	0	15015	1060.5	0	0	12726	52520	81321.5	0
21	Odisha	13153.5	12,102	17064.5	680	785	0	5565	49,350	0
22	Punjab	36005.22	1458.66	545	6116.98	37.22	0	0	44163.08	236.47
23	Rajasthan	17870	2960	12425	11442	70	0	0	44767.00	0
24	Sikkim	0	0	0	0	0	0	0	0	0
25	Tamil Nadu	57456.8	55461.55	4451.042	588.9816	157.7	324149	0	442265	20138
26	Telangana	24706.00	1197.1	29.121	927.3	230.0	0	0	27134.00	0
27	Tripura	0	0	522.015	383.05	85.151	0	0	990.216	0
28	Uttar Pradesh	0	7703	131	7614.75	17789.49	0	0	33238.24	0
29	Uttarakhand	2100	396.64	0	3462.63	0	0	0	5959.27	2700
30	West Bengal	50750	261	2343.09	810.7	7983.84	0	114.69	59294.32	0
31	Chandigarh	0	0	0	0	0	0	0	0	0
32	Puducherry	0	0	0	0	0	600	600	1200	70
	<b>Total</b>	<b>406876.66</b>	<b>1,365,507.57</b>	<b>373360.3348</b>	<b>132772.8816</b>	<b>53077.033</b>	<b>1869847.6</b>	<b>38742226.58</b>	<b>42,940,832.474</b>	<b>46543.02</b>

Source : Data received from states.

## **Annexure IV** **Biofertilisers and Organic Inputs under FCO (1985)**

### **Status of Biofertilisers and Organic Fertilisers under FCO, 1985**

In order to ensure availability of quality of fertilizers to the farmers, Government of India has declared fertilizer as an essential commodity under Essential Commodities Act, 1955 and enacted Fertilizer Control Order (FCO), 1985 to regulate the trade, price, quality and distribution of fertilizers in the country. The State Governments are the enforcement agencies and are adequately empowered to take appropriate administrative and legal action against those who indulge in production and sale of fertilizers which do not meet the specifications prescribed in the FCO, 1985.

Biofertilizers and Organic Fertiliser have been included in the FCO, 1985. Bio-fertilizers are included under Schedule-III Part-A of the FCO, 1985. Presently, *Rhizobium*, *Azotobacter*, *Azospirillum*, Phosphate Solubilizing Micro-organism (PSM), Potash Solubilizing Micro-organism, Zinc Solubilizing Micro-organism, and Mycorrhizal Bio-fertilizer, *Acetobacter*, consortia of microorganism are included. Organic fertilizers are specified in Schedule-IV Part-A of FCO, 1985. Presently, city waste compost, vermi-compost, organic manure, de-oiled castor cake, Phosphate rich Organic manure (PROM) manure and liquid Organic manure are notified.

### **Information regarding state wise notified biofertilizer testing labs**

Sl. NO.	State	Bio fertilizer Quality control labs, At GOI level	Total capacity GOI labs (Sample/ year)	Staff strength	Biofertilizer quality control labs. At state level	Location Details	Staff strength	Notified Or Not notified	Total capacity labs (sampled/year each lab)	Total number of Labs (state+GOI)
1	Rajasthan	Nil	Nil	-	1	Jaipur	12	01 Notified (GOI)+ 04 Notified state	500	5
	Uttarakhand	Nil	Nil	-	Nil		-		Nil	
	Uttar Pradesh	1 (RCOF-HQ, Ghaziabad)	500	8	3	Lucknow	6		3000 (1000x3)	
						Varanasi	3			
						Meerut	3			
Delhi	Nil	Nil	-	NA		-	NA			
2	Karnataka	1 (RCOF Bangalore)	500	8	3	Bangalore	01 Notified (GOI)+ 04 Notified state	1500 (500x3)		
						Dharwad		1000		
						Kotnur				
	Tamil Nadu	Nil	Nil	-	2	Trichy*			1000	
	Coimbatore*	1000								
Kerala	Nil		Nil	-	1	Pattambi	02- Not notified state	Nil		
Pondicherry & lakshdweep	Nil	Nil	-	Nil		-	Nil			
3	Haryana	01 (RCOF, Panchkula)	500	6	1	CCSHAU*	01 Notified (GOI)+ 01 Notified state	NA		
	Himachal Pradesh	Nil	Nil	-	2	HPKV*		NA		
						State govt.				
	Punjab	Nil	Nil	-	Nil	-		-	Nil	
Jammu & kashmir	Nil	Nil	Nil	-	Nil		-	-		

4	Madhya Pradesh	01 (RCOF, Jabalpur)	500	6	Nil			01 Notified (GOI) + 1 Notified state	Nil	2	
	Chattisgarh	Nil	Nil	-	1	Raipur	11		Nil		
5	Maharashtra	1 (RCOF, Nagpur)	500	7	5	Amaravati	14	01 Notified (GOI)+ 09 Notified state	3000 (600x5)	10	
						Nashik	14				
						Arungabad	14				
						Pune	14				
						Kolhapur	12				
	Gujarat	Nil	Nil	-	1	State govt.	1				-
	Andhra Pradesh	Nil	Nil	-	1	Nellure	12				-
	Telangana	Nil	Nil	-	2	Hyderabad	-				-
						Warangal	-				-
Goa	Nil	Nil	-	Nil		-	Nil				
Daman & Diu	Nil	Nil	-	Nil		-	Nil				
Dadra & Nagar Haveli	Nil	Nil	-	Nil		-	Nil				
6	Manipur	1 (RCOF, Imphal)	400	5	Nil			01 Notified (GOI) + 01 Notified state	Nil	2	
	Assam	Nil	Nil	-	1	Jorhat			NA		
	Arunchal Pradesh	Nil	Nil	-			-				
	Meghalaya	Nil	Nil	-	Nil		-		Nil		
	Mizoram	Nil	Nil	-	Nil		-		Nil		
	Manipur	Nil	Nil	-	Nil		-		Nil		
	Nagaland	Nil	Nil	-	Nil		-		Nil		
	Tripura	Nil	Nil	-	Nil		-		Nil		
Sikkim	Nil	Nil	-	Nil		-	Nil				
7	Bihar	Nil	-	-	1	Patna	19	01 Notified (GOI) + 05 Notified state	-	6	
	Jharkhand	Nil	Nil	-	Nil		-		Nil		
	Odisha	1 (RCOF, Bhubaneshwar)	500	8	1	Bhubaneshwar	6		500		
	West Bengal	NA	NA	-	3	Kolkata			150		
						Midnapore					
Murshidabad											
Andaman & Nicobar	NA	NA	-	NA		-	NA				
	Total	7	3400	48	25		166**	07 Notified (GOI) 23 Notified state 04 Not notified state	10650**	36	

\*not notified laboratory

\*\* As per available information

- **Total Biofertilizer testing labs (notified and not notified) = 36**
- **Notified : GOI + State = 7+25 = 32**  
(07 RCOF laboratories are notified and 25 state Govt. laboratories are notified)
- **Not notified : GOI + State = 0+04= 04**
- **Total sample analyzing capacity / year = 14050 samples**

**Annexure V****Staff Strength and Incumbancy Position****COMPLETE INCUMBENCY LIST OF OFFICERS OF NATIONAL CENTRE OF ORGANIC FARMING, AND ITS REGIONAL CENTRES AS ON 31.03.2021**

Sl. No	Name of Officers	Designation	Group
<b>NCOF GHAZIABAD</b>			
1	Sh.Gagnesh Sharma	Director Incharge	A
2	Sh. Ravindra Kumar	Deputy Director	A
3	Sh. Abhijit Chakravorty	Senior Administrative Officer	A
4	Dr. Krishna Bihari	Assistant Director	A
5	Dr. Srinivasamurthy R	Jr. Scientific Officer	B
6	Dr. Priyanka Pradhan	Jr. Scientific Officer	B
7.	Sh. Vinay M.R.	Jr. Scientific Officer	B
8.	Sh. Hari Bhajan	A.L.I.O.	B
9.	Sh. Sayeed Akhtar	Jr. Hindi Translator	B
10	Sh. Vipin Malhotra	Stenographer Gr. I	B
11	Sh. Bihari Lal	Stenographer Gr. I	B
12	Sh.P.K. Nayak	Accountant	C
13	Shri M.K. Meena	Technical Assistant	C
14	Sh. Maghuwan	L.D.C.	C
15	Sh. Ranjit	M.T.S.	C
<b>RCOF GHAZIABAD</b>			
1	Shri Gagnesh Sharma	Regional Director	A
2	Dr. Chandra Shekhar	Jr. Scientific Officer	B
3	Dr. Ankit Singla	Jr. Scientific Officer	B
4	Dr. Ruchi	Jr. Scientific Officer	B
5	Shri S.K. Bhartiya	Store Keeper	B
6	Smt. Poonam Dutta	Lower Division Clerk	C
7	Shri Om Prakash	Driver Grade I	C
8	Shri Subhash Chandra	Technical Assistant	C
9	Shri Ravi Kumar Suryavanci	Laboratory Assistant	C
10	Shri Basant Kumar	Laboratory Assistant	C
11	Shri Bhagwan Swaroop	Field-cum-Lab. Attdt.	C
12	Smt. S. Dini Devi	M.T.S.	C
<b>RCOF BHUBANESHWAR</b>			
1	Dr. V.K. Verma	Regional Director	A
2	Dr. Shalini Phartyal	Jr. Scientific Officer	B
3.	Dr. Sachin Kumar Vaid	Jr. Scientific Officer	B
4.	Smt. Sumitra Soren	Stenographer	B
5.	Sh. Antaryami Mallick	Accountant	C
6	Sh. V.C. Pandey	Technical Assistant	C
7	Shri Suman Kar	Laboratory Assistant	C
8	Sh. Trilochan Rauta	Laboratory Assistant	C
9	Shri Digambar Sahoo	Driver Grade-II	C
10	Shri Prahlad Nayak	Field-cum-Lab. Attdt.	C
11	Shri Pradeep Kr. Singh	Field-cum-Lab. Attdt.	C



12	Sh. Ramesh Ch.Das	Multi-Tasking Staff	C
13	Sh.Rabindra Kumar Hati	Multi-Tasking Staff	C
<b>RCOF IMPHAL</b>			
1	Shri Harish Srivathsa	Assistant Director	A
2	Dr. Jayant Raman	Jr. Scientific Officer	B
3	Sh. Kishor R. Shedge	Jr. Scientific Officer	B
4.	Sh.J.B. Karmakar	Tech. Asstt.	C
5	Shri Bashir Ahmed	Driver	C
6	Shri Y. S. Koireng	Field-cum-Lab. Attdt.	C
7	Shri Khelseik Koireng	Multi-Tasking Staff	C
8	Shri Y. T. Koireng	Multi-Tasking Staff	C
<b>RCOF BANGALORE</b>			
1	Dr. M.K. Paliwal	Assistant Director	A
2	Dr. Chandra Prabha	Jr. Scientific Officer	B
3	Dr. Ankita Garkoti	Jr. Scientific Officer	B
4	Dr. Swapnil Magar	Jr. Scientific Officer	B
5	Sh. Devender Singh	Technical Assistant	C
6	Sh. Arjun Singh	Laboratory Assistant	C
7	Smt. Ashitha S.G.	Laboratory Assistant	C
8	Shri Karan Kumar	Stenographer Grade-II	C
9	Shri Mahaveer Singh	Field-cum-Lab. Attdt.	C
10	Smt. Niva Das	Field-cum-Lab. Attdt.	C
11	Shri M. Nagaraja	Multi-Tasking Staff	C
12	Shri S.E. Rajanna	Multi-Tasking Staff	C
<b>RCOF JABALPUR</b>			
1	Dr. A.S. Rajput	Regional Director	A
2	Dr. A.K. Shukla	Assistant Director	A
3	Dr. Sarita Km. Yadav	Jr. Scientific Officer	B
4	Smt. Leena Anil	Steno Grade-I	B
5	Sh. S.K. Bakshi	Technical Assistant	C
6	Shri Ramesh Chand	Laboratory Assistant	C
7	Shri Shiv Kumar Patel	Field-cum-Lab. Attdt.	C
8	Shri Lalit Kumar Naik	Field-cum-Lab. Attdt.	C
9	Smt. Shashi Devi	Multi-Tasking Staff	C
<b>RCOF PANCHKULA</b>			
1.	Dr. Manoj Kumar	Assistant Director	A
2	Dr. Priyanka Mehta	Jr. Scientific Officer	B
3	Dr. Monu Jariyal	Jr. Scientific Officer	B
4	Shri Davinder Kumar	Accountant	C
5	Shri Gulshan Kumar	Steno Grade-II	C
6	Smt. Jyoti Singh	Lower Division Clerk	C
7	Sh Pramod Kumar	Technical Assistant	C
8	Sh. Ravi Kumar	Laboratory Assistant	C
9	Shri Harish Kumar	Field-cum-Lab. Attdt.	C
10	Shri Pawan Kumar	Multi-Tasking Staff	C
<b>RCOF NAGPUR</b>			
1	Dr. Vachspati Pandey	Jr. Scientific Officer	B
2	Dr. V. Praveen Kumar	Jr. Scientific Officer	B
3	Dr. Pooja Kannoja	Jr. Scientific Officer	B

4	Smt. K.S. Rao	Steno Grade-I	B
5	Shri K.G. Kulsange	Accountant	C
6	Sh. D.K. Sharma	Tech.Assistant	C
7	Sh. Talmale Sushil Haridas	Laboratory Assistant	C
8	Shri S.Y. Kamble	Field-cum-Lab. Attdt.	C
9	Shri V.D. Patil	Multi-Tasking Staff	C
<b>RCOF PATNA</b>			
1	Dr. D.S. Yadav	Assistant Director	A
2	Dr. Shahina Tabassum	Jr. Scientific Officer	B
3	Sh.Kshitij Kumar	Laboratory Asstt.	C
4.	Shri Kailash Chand	Driver	C
<b>RCOF GANDHINAGAR</b>			
1	Dr. V.Y. Deoghare	Assistant Director	A
2	Dr. Rashmi Singh	Jr. Scientific Officer	B

### NUMBER OF POSTS SANCTIONED, FILLED & VACANT AS ON 31.03.2020 AND THEIR STATUS

Nomenclature of the post	Sanctioned strength	Filled Posts	Vacant Posts	Date of Vacancy/Remarks
Director Level 13	01	01	0	--
Regional Director Level-12	07	04	03	23.07.12 (newly created), 01.09.2018; 01.02.2021. Recruitment by DR/Promotion method is under process at DAC/UPSC level.
Deputy Director Level-11	02	01	1	12.07.2020
Senior Administrative Officer Level-11	01	01	0	-
Assistant Director Level-10	08	08	0	-
Junior Scientific Officer Level-7	24	22	02	30.10.2018 (Dr. V.K. Verma – selected as Regional Director) 18.12.2018 (Dr. Manoj Kumar – Promotion as AD), Requisition for 2-posts has been submitted to UPSC.
Assistant Library & Information Officer Level-7	01	01	0	-
Store-keeper Level-6	01	01	0	-
Jr. Hindi Translator Level-6	01	01	0	-
Steno Grade-I Level-6	05	05	0	-
Steno Gd.-II Level-4	05	02	03	17.01.2018 (Shri Himanshu Jangid – Resigned);

				26.02.2019 (Km. Seema – selected in Income Tax Department); 01.08.19 (Smt. Suneeta Hanovar - voluntary retirement)
Accountant Level-5	08	04	04	23.08.2017 (Sh.A.R. Bhat – Expired); 31.07.2018 (Sh. Upendra Kumar – Resigned); 23.07.2012 (04 newly created posts vide DAC's OM No.6-5/2010-INM).
U.D.C. Level-4	04	0	04	10.06.2015 (Promotion - 03 posts); 31.08.2020 (03 posts abolished) 24.03.2021 (death of Shri Odedra Keshav Viram)
L.D.C. Level-2	03	03	0	-
Driver Grade-I/II/Ordinary Level-5/4/2	06	05	01	-
Technical Assistant Level-5	08	08	0	-
Laboratory Assistant Level-2	14	08	06	April 2015 (06 posts due to promotion)  Requisitions for 06-posts have already been submitted to concerned SSCs.
Field-cum-Lab Attendant Level-1	14	11	03	21.04.15 (Nomination received, candidate did not join) 29.05.18 (which is under process) 14.09.2018 (death of Sh. M.Y. Meshram).
Multi-Tasking Staff Level-1	12	11	01	01.02.2020 (superannuation of Sh. Mange Ram).
TOTAL	125	97	28	

**Annexure VI****Details of unspent amount under GIA****Summary of unspent amount deposited with PAO under NPOF scheme**

NATIONAL PROJECT ON ORGANIC FARMING						
Details of Unspent Amount as on 31.03.2021						
Sl. No.	Name of State / Implementing Organizations	Year of Release	Funds (Rs. in Lakhs)			Remarks
			Released	Utilized	Unspent	
<b>NORTH EASTERN STATE GOVERNMENTS</b>						
<b>I. ASSAM</b>						
1.	Director of Agriculture, Guwahati (2004-05)	2004-05	1.07	1.07	0	
2.	-do- (2005-06)	2005-06	56	54.04	1.96	
3.	-do-	2006-07	0.3575	0	0.3575	
4.	Deptt of Agriculture, Assam, Guwahati (07-08)	2007-08	70.24	60.35016	9.88984	
5.	Deptt of Horticulture, Guwahati (07-08)	2007-08	21.4	17.24776	4.15224	
	<b>Total</b>		<b>149.0675</b>	<b>132.70792</b>	<b>16.35958</b>	
<b>II. ARUNACHAL PRADESH</b>						
1.	Director of Agriculture, Arunachal Pradesh, Naharlagun	2004-05	4.52	4.52	0	
2.	-do- (2005-06)	2005-06	30.1625	30.1625	0	
3.	Director of Horticulture, Naharlagun (2006-07)	2006-07	41.28	0	41.28	
4.	Deptt of Agri. Naharlagun (07-08)	2007-08	25.25	25.25	0	
	<b>Total</b>		<b>101.2125</b>	<b>59.9325</b>	<b>41.28</b>	
<b>III. MANIPUR</b>						
1.	MSFAC C/o Director of Agriculture, Imphal	2004-05	6.69	0	6.69	
2.	Director of Agriculture, Imphal	2006-07	46.14	46.14	0	
3.	Director of Horticulture & Soil Conservation, Imphal	2006-07	42.48	42.48	0	
	<b>Total</b>		<b>95.31</b>	<b>88.62</b>	<b>6.69</b>	
<b>IV. MIZORAM</b>						
1.	Director of Agriculture, Govt of Mizoram, Aizawl	2004-05	45.31	45.31	0	
2.	-do- (05-06)	2005-06	22.5	22.5	0	
3.	Director of Agriculture, Govt of Mizoram, Aizawl (06-07)	2006-07	88	88	0	
4.	-do-		4.4375	4.4375	0	
5.	Director of Horticulture, Aizawl	2006-07	59.15	59.15	0	
6.	Director of Soil Conservation, Aizawl	2006-07	15	15	0	
7.	Deptt of Agriculture (R&E), Aizawl 07-08	2007-08	67.63	67.63	0	
8.	Department of Agriculture (Crop Husbandry)	2007-08 & 2008-09	52.52	52.52	0	
9.	Deptt of Horticulture, Aizawl 07-08	2007-08	52.02	52.02	0	
	<b>Total</b>		<b>406.5675</b>	<b>406.5675</b>	<b>0</b>	

<b>V. MEGHALAYA</b>						
1.	Director of Agriculture, Govt of Meghalaya, Shillong (04-05)	2004-05	2.34	2.34	0	
2.	Director of Agriculture, Govt of Meghalaya, Shillong (05-06)	2005-06	10.51	6.6	3.91	
3.	-do-	2006-07	0.78	0	0.78	
4.	Director of Horticulture, Govt of Meghalaya, Shillong (05-06)	2005-06	4.71	4.71	0	
5.	Director of Horticulture, Govt of Meghalaya, Shillong	2008-09	11.02	11.02	0	
	<b>Total</b>		<b>29.36</b>	<b>24.67</b>	4.69	
<b>VI. NAGALAND</b>						
1.	Directorate of Agriculture, Govt of Nagaland , Kohima	2005-06	31.69	31.69	0	
2.	Deptt of Soil & Water Conservation, Govt of Nagaland Kohima	2005-06	55	55	0	
3.	Deptt of Soil & Water Conservation, Govt of Nagaland Kohima	2006-07	58.71	58.71	0	
4.	Director of Horticulture, Govt of Kohima	2006-07	29.6	29.6	0	
5.	Deptt of Soil and Water Conservation, Kohima	2007-08	126.545	126.545	0	
6.	Directorate of Agriculture, Govt of Nagaland , Kohima 07-08	2007-08	72	72	0	
	<b>Total</b>		<b>373.545</b>	<b>373.545</b>	0	
<b>VII. SIKKIM</b>						
1.	Director of Agriculture, Govt. of Sikkim, Tadong	2004-05	10.34	10.34	0	
2.	Director of Agriculture, Govt of Sikkim, Gangtok	2006-07	32.58	32.58	0	
3.	Deptt.of Horticulture & Cash Crop, Gangtok	2005-06	49.11	49.11	0	
	<b>Total</b>		<b>92.03</b>	<b>92.03</b>	0	
<b>VIII. TRIPURA</b>						
1.	Director of Agriculture, Krishi Bhawan, Agartala	2004-05	8.97	8.97	0	
2.	Director of Agriculture, Krishi Bhawan, Agartala	2006-07	30	30	0	
3.	Department of Agriculture, Government of Tripura, Krishi Bhawan, Agartala	2008-09	100.08	100.08	0	
4.	Directorate of Agriculture, Agartala	2005-06	25.83	25.83	0	
	<b>Total</b>		<b>164.88</b>	<b>164.88</b>	0	
<b>OTHER STATE GOVERNMENTS</b>						
<b>I. ANDHRA PRADESH</b>						
1.	Director of Agriculture, Govt of Andhra Pradesh, Hyderabad	2005-06	35.12	34.16	0.96	
2.	Director of Agriculture, Hyderabad	2006-07	14	14	0	
3.	Department of Forest, Hyderabad 0	2007-08 & 2008-09	20	18	2	

	<b>Total</b>		<b>69.12</b>	<b>66.16</b>	2.96	
<b>II.</b>	<b>BIHAR</b>					
1.	Director of Agriculture, Patna	2006-07	64.5	64.5	0	
	<b>Total</b>		<b>64.5</b>	<b>64.5</b>	0	
<b>III.</b>	<b>CHHATISHGARH</b>					
1.	Director of Agriculture, Govt. of Chhattisgarh, Raipur	2004-05	14.975	14.2925	0.6825	
2.	Director of Agriculture, Raipur	2006-07	102.735	102.375	0.36	
3.	Deptt of Horticulture, Raipur 07-08	2007-08	60	40.12	19.88	
4.	Chattis. Council of Sc. & Tech., Raipur 07-08	2007-08	118.85	0	118.85	
	<b>Total</b>		<b>296.56</b>	<b>156.7875</b>	139.77 25	
<b>IV.</b>	<b>GOA</b>					
1.	Director of Agriculture, Panji	2005-06 &2006-07	8.52	8.52	0	
	<b>Total</b>		<b>8.52</b>	<b>8.52</b>	0	
<b>V.</b>	<b>GUJARAT</b>					
1.	Director of Agriculture, Gandhinagar	2004-05	2	2	0	
2.	Director of Agriculture, Gandhinagar	2005-06	56.2	56.2	0	dd 39725 8 dated 27.03. 2017 Rs.52. 85
	<b>Total</b>		<b>58.2</b>	<b>58.2</b>	0	
<b>VI.</b>	<b>HARYANA</b>					
1.	Director of Agriculture, Panchkula	2005-06 &2006-07	2.8	0	2.8	
2.	Director of Horticulture, Panchkula	2006-07	37.5	37.5	0	
3.	Department of Agriculture, Panchkula 07-08	2007-08	29.25	4.95	24.3	
	<b>Total</b>		<b>69.55</b>	<b>42.45</b>	27.1	
<b>VII.</b>	<b>HIMACHAL PRADESH</b>					
1.	Director of Agriculture, Shimla	2004-05	2	2	0	
2.	Directorate of Agriculture, Shimla	2005-06 &2006-07	10.7	10.7	0	
3.	Director of Agriculture, Shimla	2006-07	25.9	25.9	0	
4.	Department of Agriculture Shimla, 07-08	2007-08	39.44	39.44	0	
5.	Department of Agriculture Shimla	2008-09	38.05	38.05	0	
	<b>Total</b>		<b>116.09</b>	<b>116.09</b>	0	
<b>VIII.</b>	<b>JAMMU &amp; KASHMIR</b>					



1.	Department of Agriculture, Jammu 07-08	2007-08	67.25	0	67.25	
2.	Department of Horticulture, Jammu 07-08	2007-08	39.05	0	39.05	
	<b>Total</b>		<b>106.3</b>	<b>0</b>	106.3	
<b>IX.</b>	<b>JHARKHAND</b>					
1.	Director of Agriculture, Ranchi	2006-07	93	0	93	
	<b>Total</b>		<b>93</b>	<b>0</b>	93	
<b>X.</b>	<b>KARNATAKA</b>					
1.	Director of Horticulture, Bangalore 07-08	2007-08	177.1	177.1	0	
	<b>Total</b>		<b>177.1</b>	<b>177.1</b>	0	
<b>XI.</b>	<b>KERALA</b>					
1.	Director of Agriculture, Trivanthpuram	2005-06	97.47	89.8125	7.6575	
2.	<b>Total</b>		<b>97.47</b>	<b>89.8125</b>	7.6575	
<b>XII.</b>	<b>LAKSHYADWEEP</b>					
1.	Directorate of Agriculture, Kavarati	2005-06	2.3	0	2.3	
	<b>Total</b>		<b>2.3</b>	<b>0</b>	2.3	
<b>XIII.</b>	<b>MADHYA PRADESH</b>					
1.	Director of Agriculture, Bhopal	2005-06 &2006-07	168.16	0	168.16	
2.	Deptt of Hort. and Farm Forestry, Bhopal 07-08	2007-08	79	74.89	4.11	
	<b>Total</b>		<b>247.16</b>	<b>74.89</b>	172.27	
<b>XIV.</b>	<b>MAHARASHTRA</b>					
1.	Director of Agriculture, Pune	2004-05	4.125	4.125	0	
2.	Director of Agriculture, Pune	2005-06 &2006-07	37.43	37.43	0	
3.	Director of Horticulture, Pune	2008-09	51.57	0	51.57	
	<b>Total</b>		<b>93.125</b>	<b>41.555</b>	51.57	
<b>XV.</b>	<b>ORISSA</b>					
1.	Director of Agriculture, Bhubaneswar	2006-07	156.05	152.85	3.2	
2.	Deptt of Agriculture, Orissa, Bhubaneswar	2007-08	37.575	36.575	1	
3.	Department of Horticulture, Bhubaneswar 07-08	2007-08	83.7	72.8	10.9	
	<b>Total</b>		<b>277.325</b>	<b>262.225</b>	15.1	
<b>XVI.</b>	<b>PONDICHERY</b>					
1.	Director of Agriculture, Pondicherry	2008-09	7.92	7.92	0	
	<b>Total</b>		<b>7.92</b>	<b>7.92</b>	0	
<b>XVII.</b>	<b>PUNJAB</b>					
1.	Director of Agriculture, Chandigarh	2006-07	15	0	15	
2.	Director of Agriculture, Chandigarh 07-08	2007-08	15.2	15.09	0.11	
3.	<b>Total</b>		<b>30.2</b>	<b>15.09</b>	15.11	

<b>XVIII.</b>	<b>RAJASTHAN</b>					
1.	Director of Agriculture, Jaipur	2006-07 2009-10	45.64	45.56	0.08	
	<b>Total</b>		<b>45.64</b>	<b>45.56</b>	0.08	
<b>XIX.</b>	<b>TAMIL NADU</b>					
1.	Director of Agriculture, Chennai	2005-06	76.77	76.77	0	
2.	Director of Agriculture, Chennai 07-08	2007-08 & 08-09	176.5	176.5	0	
	<b>Total</b>		<b>253.27</b>	<b>253.27</b>	0	
<b>XX.</b>	<b>UTTAR PRADESH</b>					
1.	Director of Agriculture, Lucknow	2005-06 & 06-07	32.76	32.76	0	
	<b>Total</b>		<b>32.76</b>	<b>32.76</b>	0	
<b>XXI.</b>	<b>UTTRAKHAND</b>					
1.	Director of Agriculture, Dehradun	2006-07	329.5	329.5	0	
	<b>Total</b>		<b>329.5</b>	<b>329.5</b>	0	
<b>XXII.</b>	<b>WEST BENGAL</b>					
1.	Director of Agriculture, Kolkata	2005-06 & 2006-07	40	40	0	
2.	Director of Agriculture, Kolkatta	2006-07	73	71.25	1.75	
	<b>Total</b>		<b>113</b>	<b>111.25</b>	1.75	
	<b>TOTAL STATE GOVERNMENTS</b>		<b>4000.5825</b>	<b>3296.59292</b>	703.98958	
<b>IMPLEMENTING AGENCIES (N.E. STATES)</b>						
<b>I.</b>	<b>ASSAM</b>					
1.	Assam Agri. University, Jorhat	2005-06	10.24	10.24	0	AN114 & 115
2.	Krishi Vikash ,Dhapkata –Sahpuria Gaon Road, Jorhat – 785 006	2005-06	1.5	1.5	0	
3.	Bosco Reach Out, Guwahati	2005-06	0.37	0.37	0	
4.	DHANA APKA, TulsiramRoad, Tinsukia	2006-07	1.92	1.92	0	
	<b>Total</b>		<b>14.03</b>	<b>14.03</b>	0	
<b>II.</b>	<b>MANIPUR</b>					
1.	ICAR Research Complex, Manipur Centre , Imphal	2005-06	3.17	3.17	0	
2.	Senapati District Development Council, Senapati	2005-06, 06-07, 2008-09	3.5	3.5	0	
3.	RishingKeishing Found. For Mgt. Of tribal Area (MATA), Imphal	2005-06	1.995	1.995	0	

4.	Society for upliftment & Resource Development Agency(SURDA) Khanghok , Distt Thoubal	2005-06	1.87	0.1	1.77	
5.	Women Union for Progress Tamenglong H.Q.P.O. Tamanglong 795 141	2005-06	1.87	1.5	0.37	
6.	Diocesan Social Service Society (DSSS) Post Box. No. 275,Imphal -795 001	2005-06 & 06-07	2	2	0	
7.	Northern Integrated Development Association Punanamei, Mao, Senapati -Distt, Manipur	2005-06	1.87	0.375	1.495	
8.	Green Foundation, Kwakeithal Awang ThiyamLeikai, , Imphal	2005-06 & 2008-09	3.5	3.5	0	
9.	Community Development Organisation (CDO) WangbalLamboithong ,Thoubal.	2006-07	1.875	1.875	0	
10.	Tribal Area Organic Farmer's Association, (TAOFA) Tamei - HQ. P.O. Tamai	2006-07 & 2008-09	1.87	0.475	1.395	
11.	Senapati Tribal Farmers Society (STAFS) P.O. Senapati	2006-07	1.875	1.5	0.375	
12.	Community Builders Society Majorkhul Gate, Imphal	2006-07 & 08-09	1.998	0.5	1.498	
13.	Jhumia Farmers Society (JAFAS) Mantripukhri East Colony Imphal	2006-07	0.47	0	0.47	
14.	Human Resource Development Society, Leishangthem, Thoubal	2006-07	0.375	0.375	0	
15.	Manipur Tribal Pioneer Association, MinuthongNamdulong, stadum Road, Imphal	2006-07	1.875	0	1.875	
16.	Regional Tasar Res. Station, Imphal 07-08	2007-08	5.5	0	5.5	
17.	Young Progressive Plant. Assoc, Imphal 07-08	2007-08 & 08-09	1.5	1.5	0	
18.	Agriculture Development Organization, H.O. Canchipur, M.U. Complex, Imphal	2006-07 & 2007-08 & 2008-09	3	3	0	
	Total		<b>40.113</b>	<b>25.365</b>	14.748	
<b>III. MEGHALAYA</b>						
1.	IACR Research Complex for NEH region, Barapani	2005-06	22.47	22.47	0	
2.	St. Joseph ATC Rural & Training,	2005-06	0.37	0	0.37	
	<b>Total</b>		<b>22.84</b>	<b>22.47</b>	0.37	
<b>IMPLEMENTING AGENCIES (OTHER STATES)</b>						
<b>I. ANDHRA PRADESH</b>						
1.	CRIDA, Hyderabad	2005-06	0.38	0.38	0	
2.	CRIDA, (KVK) Hyderabad	2005-06	1.5	1.5	0	
3.	Shri Aurbindo Institute of Rural Development, KVK, Nalgonda	2005-06	3.19	3.19	0	
4.	Centre for Env. Studies, Hanamkonda	2005-06	3.615	3.615	0	
5.	Prof. N.G. Ranga Krishi Vigyan Kendra Cherukupalli Mandal, Guntur	2005-06 & 06-07	10.61021	10.61021	0	

6.	SC.ST.BC & Minorities Welfare SevaSangham M.V.Rajupalem, Karlapalem-Guntur Distt.	2006-07	4.56	4.56	0	
7.	BETHESDA HOMES, D.No. 29-8-1A (Ground Floor), ChilukuDurgaiah Street, Suryaraopet. Vijayawada, Krishna -Distt.	2006-07	2.05	2.05	0	
8.	BETHESDA HOMES, D.No. 29-8-1A (Ground Floor), ChilukuDurgaiah Street, Suryaraopet. Vijayawada, Krishna -Distt.	2008-09	1.5	1.5	0	
9.	EFFORT (A society for the Development of Agriculture, Children & Youth) G.T. Road, Martur, Prakasam- Distt	2006-07 & 08-09	5.032	5.032	0	
10.	Krishi Vigyan Kendra, Medak Distt. Zaheerabad	2006-07	2.91	2.91	0	
11.	MahilaMandali, Station Road. Chirala,Prakasham	2006-07	0.6525	0.6525	0	
12.	Friends Youth Club Murukondapadu (Post), Bapatla (Mandal), Guntur (District), Andhra Pradesh	2006-07	1.56	1.56	0	
13.	Rural Integrated and Social Education Society Bangaruchinnepalli, KothacheruvuMdl., Anantpur -Distt (A.P.)	2006-07	1.1475	1.1475	0	
14.	Sarvodaya Gram Sewak sangh, Vijayawada	2007-08	1.1025	1.1025	0	
15.	Sarvodaya Gram Sewak sangh, Vijayawada	2008-09	0.1	0.1	0	
16.	Action for deve of Rural & Edu. Soc., Nalgonda	2007-08 & 08-09	2.97	2.97	0	
17.	Village Dev. & Soc. Service Soc. Kurnool	2007-08	0.4875	0.4875	0	
18.	Grameena Chaitanya Development and Welfare Society Guntur	2007-08	1.1025	1.1025	0	
19.	Gram Vikas Welfare Service Society, Guntur	2008-09	1.2025	1.2025	0	
20.	Suzuki Charitable Association, Gutur	2008-09	1.2025	1.2025	0	
21.	Community and Rural Education Society, Guntur	2006-07 & 08-09	1.5	1.5	0	
22.	Socio Economic Alternative and Resource Community (SEARCH), Bapatala	2007-08	1.1025	1.1025	0	
	<b>Total</b>		<b>49.47721</b>	<b>49.47721</b>	0	
<b>II. BIHAR</b>						
1.	KVK Sabour, Rajendra AgrilUuniversity	2005-06	0.75	0.75	0	
2.	KVK, Rajendra AgrilUuniversity, Khodawandpur, Begusarai	2005-06	0.37	0.34887	0.02113	
3.	Director, ICAR Research Complex for Eastern Region, walmi Complex, Phulwarisharif, Patna	2006-07	4	3.52	0.48	
4.	JavikKhetiAbhyan Muzaffarpur	2007-08	0.4875	0.4875	0	
5.	MuzzafarpurJanhitPratishthan, Muzaffarpur	2008-09	0.8625	0.8625	0	
6.	PiditSamaj Kalyan Samiti, Gaya	2008-09	0.7875	0.7875	0	
7.	Raj Agri University, Pusa, Samastipur	2007-08	1	0	1	
8.	Gramin Vikas Kendra, Ist Floor Lalit Bhawan, Qumaruddin Ganj, Sharif Nalanda	2006-07	1.15	1.15	0	
	<b>Total</b>		<b>9.4075</b>	<b>7.90637</b>	1.50113	
<b>III. CHHATISHGARH</b>						

1.	Indira Gandhi Agricultural University , Raipur	2006-07	16.5	16.5	0	
	<b>Total</b>		<b>16.5</b>	<b>16.5</b>	0	
<b>IV. DELHI</b>						
1.	Action for Green Earth, New Delhi	2005-06 & 08-09	3	3	0	
2.	Society for Advancement of Networking and Communication for Human and Allied Resources, Delhi	2005-06	1.5	0	1.5	
3.	All Ind.Biotech Assoc., Delhi	2005-06	1	1	0	
4.	Dabar Hare Krishna Goushala, Delhi	2005-06	0	0	0	
5.	NAVDHANYA, Hauzkhas, Delhi	2005-06	0.22	0.22	0	
6.	NAVDHANYA, Hauzkhas, Delhi	2008-09	0.1	0.1	0	
7.	SWISSO (India) Ltd, Delhi	2005-06	1.91	1.91	0	
8.	Human Development Society, Delhi	2006-07	0.38	0.38	0	
9.	PradeshikMahila Bal SamajKal. Assoc.delhi	2007-08	1	0	1	
10.	ICCOA, Bangalore ( For Delhi)	2007-08	5	5	0	
11.	Sarvati Devi Memorial Trust, New Delhi	2008-09	0.8625	0.8625	0	
12.	Indian Medicinal Plants MarketingFederation, New Delhi	2006-07	1.4475	1.4475	0	
	<b>Total</b>		<b>16.42</b>	<b>13.92</b>	2.5	
<b>V. GOA</b>						
1.	Organic Farming Assoc. of India, Goa	2009-10	3	3	0	
	total		3	3	0	
<b>VI. GUJARAT</b>						
1.	KVK, Chaswad, Bharruch	2005-06	1.545	1.545	0	
2.	CP,College of Agril , Dantiwara Agri. Uni. Banaskatha	2005-06	2	2	0	
	<b>Total</b>		<b>3.545</b>	<b>3.545</b>	0	
<b>VII. HARYANA</b>						
1.	KVK, SIKHOPUR, Gurgaon	2005-06	3.83365	3.83365	0	
2.	CCSHAU, Hisar	2006-07	10.03	10.03	0	
3.	Gram SwarajyaSansthan, Hisar	2008-09	0.1	0.1	0	
	<b>Total</b>		<b>13.96365</b>	<b>13.96365</b>	0	
<b>VIII. HIMACHAL PRADESH</b>						
1.	CSK HPKV, Palampur	2005-06	2	2	0	
2.	KVK Rohru, Shimla	2005-06 & 2008-09	0.1	0.1	0	
3.	CSK HPKV, Palampur	2006-07	17.61	17.61	0	
4.	Central Potato Research Institute, Shimla	2008-09	9.4	9.4	0	
5.	Dr. Y.S. Parmar University of Horticulture & Forestry, Nauni , Solan H.P.	2006-07	7.05	7.05	0	
	<b>Total</b>		<b>36.16</b>	<b>36.16</b>	0	
<b>IX. JHARKHAND</b>						
1.	Holy KVK, Hazaribagh	2005-06	4.03	4.03	0	

2.	Technology Resource Communication and Service Centre (TRCSC), Dimma	2008-09	0.8625	0.8625	0	
3.	KVK Birsa Agri. Uni, Dhumka	2005-06	2.92	2.92	0	
	<b>Total</b>		<b>7.8125</b>	<b>7.8125</b>	<b>0</b>	
<b>X.</b>	<b>KARNATAKA</b>					
1.	BAIF-K, Tiptur	2005-06	0.78	0.78	0	
2.	BIRDS KVK, Tukkanati	2004-05	1	1	0	
3.	UAS, GKVK, Bangalore	2005-06 & 06-07	36.781	36.781	0	
4.	PRAWARDA, Bidar	2005-06	1.47	1.47	0	
5.	Biofert. Lab, Bangalore University, Bangalore	2005-06	6.16	6.16	0	
6.	Registrar, Bangalore University, Bangalore	2008-09	4.15	4.15	0	
7.	UAS, Dharwad	2005-06	4.755	4.755	0	
8.	Organic Food Club, Yamarkanmardi	2005-06	0.3875	0.3875	0	
9.	Mysore Greens Exports Pvt. Ltd. #213/Y, 13th Main, 3rd Block Rajajinagar Bangalore – 560 010	2005-06 & 2008-09	3	3	0	
10.	Mahatama Gandhi Trust , Institute for Rural Development 871/8., Mahatama Gandhi Road, Lakshmipurum, Mysore –570 004	2005-06 & 2006-07	1.8025	1.8025	0	
11.	Association of Promotion of Organic Farming (APOF)UAS Alumni Association Building (Veterinary College Campus) Hebbal , Bangalore –560 024	2005-06	0.799	0.799	0	
12.	Shree Saphagiri Rural Development Society, 932, 2 E Cross, 1st Block, HRBR layout Kalyan Nagar, Bangalore –560043	2005-06 & 2008-09	3.8	3.8	0	
13.	Navjyoti Institute for Self Help and Rural Development (NISARD), Hiregoudar Complex, Ashok Nagar, 3rd Cross-, Medleri Road, Ranebennur-581 115	2005-06	0.13	0.13	0	
14.	Belgaum Intergrated Rural Development Society Nagnur, Gokak –Taq. Distt- Blgaum – 591 319 (Karnataka)	2005-06 & 2008-09	3	3	0	
15.	Sri KshetraDharmasthala Rural Deve Project (R), Dharmasthala	2005-06	0.1	0.1	0	
16.	Varanasi Research Foundation, Dakshin Karne.	2005-06 & 2006-07 & 2008-09	4.6525	4.6525	0	
17.	Vikasana, P. Box. No 23, Ghallihalli Cross	2005-06 & 06-07	2.1525	2.1525	0	
18.	Vishwa Krishi GrameenabhiruddiSamste , Bagalkot	2005-06	1.5	1.5	0	
19.	Central Sericultural Research & Training InstituteSRTI, Mysore	2005-06	2	2	0	
20.	Karnataka State Sericultural Research & Development Institute Thulaghattapura, Kanakapur Main Road, , Bangalore- 560 002	2005-06	2	2	0	60457 /- +4828/ - intrest =6525



						0 dd no077 257 20.07. 2010
21.	Foundation for Agriculture Resource Management Education Research and Rehabilitation Vedavathi Nagar, Hiriyur, Chitradurga Distt.- 572144	2005-06 & 06-07	0.45	0.45	0	
22.	Agricultural Science Foundation, Hulkoti – 582205, Distt. Gadag	2005-06 & 2006-07, 2008-09	3	3	0	
23.	Indian Rural Integrated Development Society Near Vivekanand School, 3rd Main Road, Vinonha Nagar, Tumukur- 572 101	2005-06 & 2006-07	1.5	1.5	0	
24.	Central Tobacco Research Institute (Res. Stn) Hunsur, - Mysore	2006-07	4	4	0	
25.	Spices Board, SanguNilaya, Hassan, Sakleshpur	2006-07	1	1	0	
26.	Central Instt Med. & Aromatic Plants Res. Banaglore	2007-08	2	2	0	
27.	NATURE (Nisaraga Association for Tribal Uplift, Rehabilitation and Education) ,Davanagere	2007-08	0.1	0.1	0	
28.	BhatateeyaGrameenaSevaSamste, Dharwad	2007-08	0.1	0.1	0	
29.	Social Action for Health Awariness& Rural Adv. ,Davangere	2007-08 & 2008-09	1.5	1.5	0	
30.	MadariGraminAbhivrudhiSamsteDanagere	2007-08 & 08-09	1.5	1.5	0	
31.	Health India , Bangalore	2007-08 & 08-09	1.5	1.5	0	
32.	Courtesy India , Bangalore	2007-08 & 08-09	1.5	1.5	0	
33.	Karmani Grameen SevaPratisthan , Dharwad	2007-08 & 08-09	1.5	1.5	0	
34.	Brother Integrated Rural Development Ser. ,Davangere	2007-08 & 08-09	1.5	1.5	0	
35.	Vivekanand GirijanaKalyana Kendra, Chamarajnagra	2007-08	0.1	0.1	0	
36.	Social Welfare & Rural Development Society, Tumkur	2007-08 & 08-09	1.5	1.5	0	
37.	Vishwashanty Public Trust , Bangalore	2007-08	0.1	0.1	0	
38.	Phaladayyi Foundation, Bangalore	2007-08	0.1	0.1	0	
39.	Shamla Vidya Vardhak Sangh, Bangalore	2008-09	0.1	0.1	0	
40.	Tarabalu Krishi Vigyan Kendra, Davangere	2008-09	0.1	0.1	0	
41.	MamtaMakkal Mandira, Bangalore	2008-09	0.1	0.1	0	
42.	Janodaya, Bangalore	2008-09	0.1	0.1	0	
43.	ICCOA, Bangalore	2005-06, 2006-	25.51	25.51	0	

		07, 2008-09				
44.	ICCOA, Bangalore	2009-10	8	8	0	
	<b>Total</b>		<b>137.28</b>	<b>137.28</b>	0	
<b>XI.</b>	<b>KERALA</b>					
1.	Kerala Agril Univ., Vellayani	2004-05	2.28	2.28	0	
2.	Kerala Agri Development Soc., Idukki	2005-06	3.16	3.16	0	
3.	Wayanad Social Service Society, MananthavadyWayanand	2005-06 2006- 07, 2008-09	5.05	5.05	0	
4.	Kerala Agri. University, Vallyani	2005-06	6	4	2	
5.	Peermade Development Society , Post Box No. 11, Peermade -685 531, Idukki-Distt, Kerala	2005- 06, 2006- 07, 2008-09	3	3	0	
6.	Indian Cardamom Research Inst. Idukki	2005-06	4	2	2	
7.	Society of Unity in Divine Love , VI/505, Anthinad Distt- Kottayam - 686 651	2005-06 & 06-07	1.5	1.5	0	
8.	Indian Cardamom Research Institute (Spices Board) Myladumpara P.O. Kailasanadullduki.	2006-07	1	1	0	
9.	Directorate of Areca nut & Spices Development, Calicut	2006-07	1	1	0	
10.	CARDS-KVK, P.O., Thidiyoor, Thiruvalla, Pathanamthitta	2006-07	1.16	1.16	0	
11.	Mittra Niketan Krishi Vigyan Kendra, Vellanad, Trivendrum – District Kerala- 695 543	2006-07	6.0104	4.44365	1.5667 5	
12.	Karala State Agriculture Labrouer Dev. Soc. Thiruvanthpuram	2007-08 & 08-09	1.5	1.5	0	
13.	Manarcadu Social Service Society, Kottayam	2007-08 & 08-09	1.5	1.5	0	
14.	T.T. Industries Vanitha Charitable Soc. , Kottayam	2007-08	0.1	0.1	0	
15.	High range Development Soc. Idukki	2007-08 & 08-09	1.5	1.5	0	
16.	Indian Society for Plantation Crops, Kasargod	2008-09	1	1	0	
17.	Organic Farming Society, Kottayam	2008-09	0.1	0.1	0	
18.	Malabar Organic Society, Kannur	2008-09	0.1	0.1	0	
19.	Gandhi Smarak GramsevaKendrum, Alappuzha	2008-09	0.1	0.1	0	
20.	Foundation for Organic Agriculture & Rural Development, Ernakulam, Kerala	2009-10	1	1	0	
21.	Sevashram, Mangattukara, Puliyanam (PO), Angamaly- 683 572, Ernakulam, Dist. Kerala State	2007-08	0.1	0.1	0	
	<b>Total</b>		<b>41.1604</b>	<b>35.59365</b>	5.5667 5	
<b>XII.</b>	<b>MADHYA PRADESH</b>					
1.	SamadhanSewa Samiti, Bhopal	2004-05	6.88	6.88	0	

2.	Agri-Human Resource Development, Indore	2005-06	0.1	0.1	0	
3.	Deendayal Research Institute ( Krishi Vigyan Kendra ) , Satna	2005-06	0.3732	0.3732	0	
4.	KVK Jhabua	2005-06	9.5	9.5	0	
5.	JNKVV, Jabalpur	2007-08	29.25	0	29.25	
6.	Centre for Rural Biotechnology Vigyan Ashram. , Jabalpur	2007-08	0.8625	0.8625	0	
7.	Xavier Institute of Development Action and Studies (XIDAS), Jabalpur	2008-09	1.83	1.83	0	
8.	Director Research, RajmataVijayarajeScindiaVishwavidhyalaya, Gwalior	2008-09	53.15	53.15	0	
9.	Human Welfare Society, Ujjain	2006-07	3.21	3.21	0	
	<b>Total</b>		<b>105.1557</b>	<b>75.9057</b>	29.25	
<b>XIII.</b>	<b>MAHARASHTRA</b>					
1.	Magnum Foundation, Nagpur	2004-05, 05-06, 06-07 & 07-08	4.76	4.76	0	
2.	Natural Agricultural Research Centre, Nagpur	2004-05	1	1	0	
3.	KVK Kirlos, Kudal, Sindhudurg	2005-06	4.7075	4.7075	0	
4.	KVK (PIRENS), Ahmednagar	2005-06 & 06-07	0.58	0.58	0	
5.	KVK, Baramati	2005-06	3.4325	3.4325	0	
6.	KVK, Solapur	2005-06	2.195	2.195	0	
7.	KVK, Talsande, Kolapur	2005-06	0.49	0.49	0	
8.	Shiverenai Agro Rural Dev. Pune	2005-06 & 07-08	4.697	4.697	0	
9.	Eco Friendly Organic Farmers Cooperative Society, Kolahapur	2005-06 2007-08	2.434	2.434	0	
10.	Bhagirih Gram Vikas Paristhan, Askeri	2005-06 & 07-08	1.71	1.71	0	
11.	Natural Organic Certification Association (NOCA)11-B, Kulkarani Bungalow, Nera Chetan Market Shishak Nagar, Paud Road, Kothrud, Pune – 4 11 038	2005-06 & 07-08	2.545	2.545	0	
12.	Institute of Natural Organic Agriculture, 11-B Kulkarani Bungalow, 5 <sup>th</sup> Lane , Shishak Nagar , Parud Road, Pune – 411 038	2005-06 2007-08	5.4315	5.4315	0	
13.	Vachan, Nashik	2005-06	1.63	1.63	0	
14.	Society for Ecol Sustainable Agri. Pune	2005-06 & 07-08	2.817	2.817	0	
15.	NisrgSanraksha Sanstha, Chalisgaon	2005-06 & 07-08	2.86	2.86	0	
16.	Ashapuri Shashwal Krishi Mandal Sidhkhhera	2005-06 & 07-08	0.65	0.65	0	
17.	Indira Satpuda Adiwasi Mahila Jagruti Mandal, Akarani	2005-06	0.75	0.75	0	
18.	Panjahar Parisar Sevabhavi Sanstha, Nayhaold, Dhule	2005-06	0.98	0.98	0	

19.	Krishi Vigyan Mandal, Nanded	2005-06, 2006-07 2007-08	4.5	4.5	0	
20.	Krishi Vigyan Mandal, Nanded	2008-09	1.1025	1.1025	0	
21.	Integrated Institute of Rural Development (IIRD), Aurangabad	2005-06 & 07-08	8.04	8.04	0	
22.	Marathwada Agricultural University, Parbhani	2005-06	2	2	0	
23.	Kurukshetra VikasSewa Samiti, Nagpur	2005-06, 2006-07 2007-08 2008-09	4.92	4.92	0	
24.	Ankur Pratisthan and Sansodhan Sanstha Ambejogoi, Distt- Beed	2005-06 & 06-07	3	3	0	
25.	Ugam Gram Vikas Sanstha, Hingoli	2005-06 & 06-07	3	3	0	
26.	Society for Education in Values and Action (SEVA) Aurangabad	2005-06 2006-07	3	3	0	
27.	GraminYuvaPragatik Man. Bhandra	2005-06, 2006-07 & 2007-08	4.5	4.5	0	
28.	BalirajaKrushi Vikas OdyogikBahudeeshya	2005-06, 2006-07 2007-08	4.5	4.5	0	
29.	VIKALP Sanstha Ladegaon,	2005-06, 2006-07 2007-08	4.345	4.345	0	
30.	BafnaKrushiVa Vidya Prasarak Sanstha-Jalgaon	2005-06	1.5	1.5	0	
31.	YUVA (Rural) Association, Nagpur	2005-06, 2006-07 2007-08	4.5	4.5	0	
32.	Youth for Unity Voluntary Action, Nagpur	2005-06, 2006-07 2007-08	4.5	4.5	0	
33.	MaganSangrahalaya Sam., Wardha	2005-06 & 07-08	3	3	0	
34.	M/s Ecofarms (India) Ltd. Yavatmal	2005-06 2008-09	3	3	0	
35.	MauliBahuddesheeyaGraminPrashikshan Sanstha, Yavatmal	2005-06 & 06-07	3	3	0	
36.	MauliBahuddesheeyaGramin Sanstha, Yavatmal	2008-09	0.8625	0.8625	0	
37.	SnehadipBahuddesyaGramin Vikas Sanstha, C/o Secretary, RS Jadhav, Vishnu Makadwar	2005-06,	4.5	4.5	0	

	Niwas, Nehrunagar, Ghatanji, Distt-Yawatmal 445 301	2006-07 2007-08				
38.	Krushi Vikas veGraminPrashikshanSanstha,- Buldhana	2005-06, 2006-07 & 2007-08	5.12	5.12	0	
39.	Shri Chandra Puri Maharaj ShikshanPrasarakSanstha Vinayak Complex, Rana Nagar, Congress Nagar Road, Amravati	2005-06 2006-07	1.5	1.5	0	
40.	Dharmitra , Bank of Colony, Nalwadi Wardha	2005-06, 2006-07 2007-08	6.05	6.05	0	
41.	Sau. RukmabaiGedamShikshan Sanstha, Nagpur	2005-06 2006-07	3	3	0	
42.	Saibaba Gramin Vikas Sanstha, Amravati	2005-06, 2006-07 2007-08	4.5	4.5	0	
43.	Global Research & Education Foundation, Nashik	2005-06 & 06-07	3	3	0	
44.	Vikas Sevabhavi Sanstha, Hingoli	2005-06, 2006-07, 2008-09	5.3625	5.3625	0	
45.	Shri Siddhi Vinayak Gram Utkarsh Sanstha Wardha	2006-07 & 07-08	4.461	4.461	0	
46.	SendriyaShetiSansodhan& Vikas Sanstha ,Yavatmal	2005-06 & 06-07	3	3	0	
47.	RashtravikasAgro Education Sanstha*, 10, "Ramkunj", Shivparvati Colony, Near Surabhi Colony, Tal. Amalner, Dist. Jalgaon	2005-06, 2006-07, 2008-09	4.14863	4.14863	0	
48.	Late Shri. S.B. Bhosle Patil Educ.Cheritable Trust, Ahemadnagar	2005-06 2006-07 2008-09	3	3	0	
49.	Institute of Rural Credit &Entreprennership Development, 6, Nishant Apt, Nagaraj Colony, Visrmbag , Sangali -416 415	2005-06 2006-07 2008-09	3.97	3.97	0	
50.	Krishimitra Krishi BahudeshiyaSavayamrojgarSevaSahakariSanstha ,Yavatmal	2005-06 2006-07, 2008-09	3.37	3.37	0	
51.	RasikashrayaSanskrutik Kala VaBahuuddeshiyaSansthaGurudeo Ward Ghatanji , Distt-Yavatmal- 445 301	2005-06, 2006-07 2007-08	4.65	4.65	0	

52.	Natural Society for Human Development, Ambedkar Ward, P.O. Kohmara, TQ – Sadak/ArjuniDistt. Gondia 441807	2005-06 2006-07, 2008-09	4.46	4.46	0	
53.	Late MatoshreeGitabai Rajaram DeoreShikshanMandal ,Mhasadi , Tal .Sakri Distt. –Dhule (M.S.) 424 302	2005-06 2006-07	0.81	0.81	0	
54.	Mritunjay Krishi Vigyan Mandal, AtreyNivas , bank Colony Dargah Road, Parbhani	2005-06 2006-07 2008-09	3	3	0	
55.	Sustainable Agricultural Research Institute, 1, Chaitanya Complex, Karad Road, P.O. Vita, Tal. Khanpur, Distt- Sangali 415 311	2005-06 2006-07	1.5	1.5	0	
56.	ShreeShankargiriMaharaj Krishi Vikas UadhyogikShetkariSahakari Sanstha, Karkheda , Tq. – Manora Distt. Wasim	2005-06 2006-07	1.5	1.5	0	
57.	Maharashtra Res. & Dev. Centre, Solapur	2005-06 & 07-08	1.21	1.21	0	
58.	Shri Ram Pratishthan Mandal, Solapur	2005-06 & 07-08	1.21	1.21	0	
59.	Green Plus Agri Grad. Form Co-op. Society , Dhule	2005-06 & 07-08	0.825	0.825	0	
60.	Nalanda BalvikasMagasavargiaMahila Vikas, Dhule	2005-06	0.62	0.62	0	
61.	Kiran Gramin Vikas Sanstha , C/o G.S. Deshmukh, Wankhade Nagar, Dabki Road, Akola –444 002	2005-06, 2006-07 2007-08	4.5	4.5	0	
62.	Mahatama Phule Krishi Vidapeeth , Rahuri, Ahamednagar	2006-07	27.45	27.45	0	
63.	Dr. Punjab Rao Deshmukh Krishi Vidyapeeth, Akola	2006-07	4	0	4	
64.	Krishi Vigyan Kendra (MPKV) College of Agriculture, Dhule	2006-07	4	4	0	
65.	Mahatama Gandhi SamajSeva Sanstha Darmbad, Distt- Nanded	2006-07	0.71	0.71	0	
66.	Sadhna Krishi Vigyan Kendra, Durgapur,,Amarvati	2006-07	4.77	4.77	0	
67.	Jai Bharat Education Society Road, Udgir,Distt – Latur	2006-07	0.5	0.5	0	
68.	Community Action for Rural Development Society, Amravti	2006-07 & 08-09	4.75	4.75	0	
69.	Shri ChatrapatiSambhajiRajePratishthan, Datala,, Nanded	2006-07 & 08-09	3.46	3.46	0	
70.	Chintamani NisargSanvardhanSevabhaviSansth. Parbhani	2006-07	2.96	2.96	0	
71.	AdiwashiShaikshanikSanshodhan Sanstha Sadak/ArjuniGondia	2006-07 & 08-09	3.48	3.48	0	
72.	Krishi Vigyan Kendra (Marathwada ShetiSahayya Mandal), Kharpudi, Jalna	2006-07	2	2	0	
73.	VANSAMPADA,,Khaperakheda, Distt.- Nagpur,	2006-07 & 08-09	2.2825	2.2825	0	



74.	Prayay Foundation Renavi, Sangali	2006-07 & 07-08	2.71	2.71	0	
75.	Ahiliya Devi Prabodhan Mandal, Nanded	2006-07 & 08-09	3.6525	3.6525	0	
76.	Chakradhar Gramin Vikas Pratisthan, Nanded	2006-07 & 08-09	3	3	0	
77.	Gramin Krishi Kranti, Sevabhavi Sanstha, Nanded	2006-07 & 08-09	3	3	0	
78.	Gramin Krishi Kranti, Sevabhavi Sanstha, Nanded	2008-09	0.4875	0.4875	0	
79.	Jai Ambe Shikshan Prasarak Mandal, Yavatmal	2006-07 & 07-08	3	3	0	
80.	LOK PANCHAYAT Ahmed Nagar	2006-07 & 08-09	3	3	0	
81.	Disha Krishi Vidnyan Mandal, Nanded	2006-07 & 08-09	3	3	0	
82.	Kai Vanjibaba Gramin Vikas Mandal, Jalgaon	2006-07 & 07-08	1.5	1.5	0	
83.	Jivan Dhara Bahuddeshiya Sanstha, Deonagar, Digras Yavatmal	2006-07 2007-08 2008-09	2.896	2.896	0	
84.	Krishi Vigyan Kendra, KARDA, Distt Washim	2006-07 & 08-09	3	3	0	
85.	Swapnapurti Krishi and Bahudesiya Sanstha, Bhagora, Tq. Murtizapur, Distt-Akola 444 107	2005-06, 2006-07 2007-08	6.45	6.45	0	
86.	Centre of Science for Villages, Dr. Devender Kumar Campus, Dattapur, Wardha -442 001	2006-07 2007-08, 2008-09	5.3625	5.3625	0	
87.	Yashwant Sahkari Sakhar Karkhana Ltd., Chintamani Nagar, Post Theur, Tal. Haveli, Dist. Pune	2006-07	2.72	0	2.72	
88.	Medicovet Rural Welfare Society, 145, Jawahar Nagar, Manewada Road, Nagpur - 24	2006-07 & 08-09	0.65	0.65	0	
89.	Anusuyamata Mata Mahila Khadi aur Gramudyog Sanstha, 145, Jawahar Nagar, Manewada Road, Nagpur -24	2006-07 2008-09	0.65	0.65	0	
90.	Jivandhara Sevabhavi Sanstha, At/P. Patoda, Ambajogai, Beed	2006-07	0.49	0	0.49	
91.	Sidhivinayak Group Amravati, Behind of Govt. Dairy, Congress Nagar, 48, Amravati	2006-07 & 08-09	2.15	2.15	0	
92.	Lupin Human Welfare and Research Foundation, Sindhudurg, Udyam Nagar, Mear raj Hotel P.O. Kudal, Tal. Kudal, Distt - Sindhudurg- 416 520	2006-07	1.4625	1.4625	0	
93.	Vichardhara Gramin Vikas Sanstha, Ashiv, C/o Manavlok Pardhewadi, Post- Karla Tq. Ausa, Distt -Latur	2006-07	0.57	0.57	0	
94.	Gram Laxmi Vikas Sanstha, New Pargaon Tal. Hatkanangale, Distt - Kolhapur 416 137	2006-07	2.07	2.07	0	

95.	Family Care and Welfare Foundation Sangali, Shardha Distributors, 763 Radha – govindSahanivas Near City High School, Gaon Bhag, Sangali 416 416	2006-07	1.5625	1.5625	0	
96.	Swayam SeviSewabhaviBahuddessiye Sanstha, Panjra, P.O. Panjra Dole, Tal. Lonar, Distt – Buldhana (M.S.)	2006-07 2008-09	2.96	2.96	0	
97.	Sidheswar Krishi and Gramin Vikas Sanstha New Pargaon Tal. Hatkanangale, Distt – Kolhapur 416 137	2006-07	3.155	3.155	0	
98.	OM Chaitanya Bahuuddesiya Sanstha, Manmodi, PO. MangrulNavghare, Tq. Chikhali, Distt . – Buldana 444 301	2006-07	1.56	1.56	0	
99.	Shri KrishanaSevabhavi Sanstha, Bota, Tah. Sanganmer, Dist. Ahmednagar	2006-07	1.95	1.95	0	
100.	Marathwada Gramin Vikas Sanstha (MGVS), Karanjgoan, Tal. Vijapur, Dist. Aurangabad-423 701, (Maharashtra)	2006-07	1.95	1.95	0	
101.	Kulswamini Bahu UddeshiyaGramin Vikas Sanstha, 8, Pramod Nagar, Sector No. 3, Deopur, Dhule 424 002	2006-07 2008-09	1.5	1.5	0	
102.	Jivan Vikas Sewabhavi Sanstha, A/P. Shri Shivaji Chowk, LohaTq. Loha, Distt Nanded 431 708	2006-07 2007-08 2008-09	3	3	0	
103.	Action for Agricultural Renewal in Maharashtra (AFARM), Raison Park, Bldg. No. 2/23, A-B, Market Yard, Pune –411 037	2006-07 2007-08 2008-09	3	3	0	
104.	Tribal Education Society, Betawad, Tal. Shindkheda, Dist: Dhule 425 43	2006-07 2007-08	1.5	1.5	0	
105.	ManodaySamaj Kalyan Sanstha, Karanja , P.O. Kamargaon, Tal. Karanja (lad)Distt. Washim	2006-07 2007-08	1.5	1.5	0	
106.	Action for Community Empowerment (ACE), Post Bax No. 12, Shriram Chowck, Baherpura, Pachura, Dist: Jalgaon	2006-07 2007-08	1.5	1.5	0	
107.	GramarogyaGhati, P.O. Ghati, Tah. Kurkheda Distt. Gadchiroli	2006-07 2008-09	1.5	1.5	0	
108.	MauliBahuuddeshiyaSewabhavi Sanstha Islapur, Tq. Kinwat, Distt- Nanded 431 803	2006-07 2008-09	1.5	1.5	0	
109.	“AKSHAYSEWA” BahuuddeshiyaSamajik Sanstha, Mendki, Tah. Bramhaprui, Dist. Chandrapur, Maharashtra –441 206	2006-07 2007-08	1.5	1.5	0	
110.	Maharashtra Organic Farming Federation, 1038/11, Balaji Niwas, Flat No. 5, Cosmos Bank Lane, Deep Bunglow Chowk, Model Colony, Pune- 411 016	2006-07 2007-08	1.5	1.5	0	
111.	Maharashtra Organic Farming Federation, 1038/11, Balaji Niwas, Flat No. 5, Cosmos Bank Lane, Deep Bunglow Chowk, Model Colony, Pune- 411 016	2008-09	40.465	40.465	0	
112.	Adarsh ShikshanPrasark Mandal, P.O. Box. No. 225, Shivaji Nagar, Tq. Kasarkheda, Dist. Nanded- 431 602	2006-07 2007-08	1.5	1.5	0	

113	Bजारंग Research Foundation, Beed	2007-08 & 08-09	2.5725	2.5725	0	
114	RajeSambhajiSevabhavisanstha, Parbhani	2007-08	1.1025	1.1025	0	
115	JanswandSevbhavi Vikas Sanstha , Dhule	2007-08	1.1025	1.1025	0	
116	JankrinatiShikshanPrashak Mandal, Nanded	2007-08	1.1025	1.1025	0	
117	Gramin Krishi & VidnyanShetkari Vikas Mandal , Kolhapur	2007-08	1.0725	1.0725	0	
118	SuhasdadaNanawareBahuudeshiyya Mitra Mandal , Solapur	2007-08	1.47	1.47	0	
119	Ujjwal Gondwana MahilaMandal , Nagpur	2007-08 & 08-09	2.6025	2.6025	0	
120	Gramin Jan Vikas Mandal , Nanded	2007-08	1.1025	1.1025	0	
121	Adarsh Gramin Vikas Sewabahvisanstha , Beed	2007-08 & 08-09	2.97	2.97	0	
122	Shivaji VyayamMandal ,sangali	2007-08	1.1025	1.1025	0	
123	Gandhrav Charitable Trust , Kolhapur	2007-08	1.1025	1.1025	0	
124	Shri Swami Vivekanand SewabahviSanstha ,beed	2007-08 & 08-09	2.97	2.97	0	
125	ManashriShaikshanikveKrushiSanstha , Nandurbar	2007-08 & 08-09	0.65	0.65	0	
126	FuloraSanstha , Kolhapur	2007-08	1.1025	1.1025	0	
127	The organic , Thane	2007-08	1.1025	1.1025	0	
128	Gramin Vikas Manch, Nagpur	2007-08	1.1025	1.1025	0	
129	Neem Foundation. Mumbai	2007-08	1	1	0	
130	Vedic and Homa Therapy for Agriculture, Thane	2007-08	0.4875	0.4875	0	
131	Shri Sant Matiram Maharaj sevabhaviSanstha , Jalan	2007-08	1.1025	0	1.1025	
132	Nehru YuvaMandal ,Satara	2007-08	1.1025	1.1025	0	
133	Nehru YuvaMandal ,Satara	2008-09	0.1	0.1	0	
134	Sri Saibaba SarvinginVikas Sanstha , Latur	2007-08 & 08-09	2.6025	2.6025	0	
135	GraminKrushi Vikas veParyavaran Vikas Pratisthan ,Solpiur	2007-08	1.1025	1.1025	0	
136	Sai baba Gramin Vikas Sanstha , Amravati	2007-08	0.8625	0.8625	0	
137	Ekta Vikas SevabahviBahuudeshiyyaSanstha , Latur	2007-08	1.1025	1.1025	0	
138	Mritunjay Krishi Vigyan Mandal, AtreyNivas , bank Colony Dargah Road, Parbhani	2007-08	1.47	1.47	0	
139	Najuka Society for Social &AgriculruralAction ,Gondia	2007-08 & 08-09	2.6025	2.6025	0	
140	Krishi VidyanMandal ,Yavatmal	2007-08 & 08-09	1.5	1.5	0	
141	Sant GorbaKumbharShikshanSanstha , Nanded	2007-08	0.1	0.1	0	
142	Gram SamajikArthikSanskrutikYuvakSevabhavisanstha , Nanded	2007-08 2008-09	1.5	1.5	0	
143	KarleshwarSamaj Vikas SevabahviTrust ,Jalna	2007-08	0.1	0.1	0	
144	KulswaminiTuljaiSamajik Vikas Mandal , Jalgaon	2007-08 & 08-09	1.5	1.5	0	

145	Sadhbahvana Gramin Vikas Sanstha , Wardha	2006-07 2007-08 2008-09	3	3	0	
146	Samrudhi Foundation, Dhule	2007-08	0.1	0.1	0	
147	Nageshwara Charitable Trust , Nagpur	2007-08 & 08-09	1.5	1.5	0	
148	Shri Shivaji Gramin Vikas Sanstha, Yavatmal	2007-08	0.1	0.1	0	
149	Asmita Institute for Development, ,Yavatmal	2007-08	0.1	0.1	0	
150	LACA Bahuuddeshiya Gramin Vikas Sanstha, Yavatmal	2007-08 & 08-09	1.5	1.5	0	
151	Shri Vitthal Rukmini Bahuuddeshiya Sanstha, Solapur	2008-09	2.6025	2.6025	0	
152	Shri Kalpvriksha Bahuuddeshiya Sevabhavi Vikas Sanstha, Parbhani	2008-09	1.1025	1.1025	0	
153	Janvikas Pratishthan, Beed	2008-09	1.1025	1.1025	0	
154	Shri Swami Samartha Mahila Mandal, Latur	2008-09	1.1025	1.1025	0	
155	Samyankrida and Cultural Mandal, Bhandara	2008-09	0.6375	0.6375	0	
156	Maharashtra Shetkari Shetmajur Vikas Sanstha, Nagpur	2008-09	0.5875	0.5875	0	
157	Director Research, Dr. Balasaheb Sawant Konkan Krishi Vidyapeeth, Dapoli	2008-09	21.52	21.52	0	
158	Gramin Vikas Mandal, Bhokar	2008-09	1.5	1.5	0	
159	Bhumiputra Krishi Vidyan Pratishthan, Karad	2008-09	0.1	0.1	0	
160	Mahatma Gandhi Samaj Seva Sanstha, Station Road, Dharmabad- 431 809, Dist. Nanded (Maharashtra)	2006-07 & 08-09	1.467	1.467	0	
	<b>Total</b>		<b>451.97963</b>	<b>443.66713</b>	<b>8.3125</b>	
<b>XIV.</b>	<b>ORISSA</b>					
1.	AGRAGAMEE , PO – Kashipur, Rayagada – 765 015	2005-06 & 06-07	1.5	1.5	0	
2.	Kandhmal Apex Spices Assoc for Marketing, Phulbani	2005-06 & 06-07	1.5	1.5	0	
3.	Integrated Agency for Education Environment & technology, Korapat	2005-06, 2006-07 2007-08	3	3	0	
4.	Ecofarms (ind) Pvt. Ltd, Jaganathpara ,Kesinga- 766 012	2005-06, 2006-07 2007-08	3	3	0	
5.	Orissa Agri.University & Tech. Bhubaneshwar	2006-07	30.26	15.70834	14.55166	
6.	Central Horticulture Expt Station (Indian Inst. Of Hort Research, (ICAR), Bhubneshwer	2006-07	4	1.06289	2.93711	
7.	Central Rice Research Institute (ICAR), Cuttack	2006-07	4	3.43241	0.56759	
8.	Society for Selfless Social Service ,Cuttak	2007-08	0.7875	0.7875	0	
9.	Holy Lord Education Society, Puri	2007-08	0.8625	0.8625	0	
10.	UNNATI, Khurda	2007-08	0.3	0.3	0	

11.	Social Action for Community Alternative Learning, Ganjam	2007-08	0.9625	0.9625	0	
12.	PRAGATI, Rayagada	2007-08	0.7875	0.7875	0	
13.	PRASTUTEE, Koraput	2007-08	0.4875	0.4875	0	
14.	(VIRTUE) Voluntary Institute for Reconstruction for Tribals Union for Empowerment), Rayagada	2007-08	0.6375	0.6375	0	
15.	Society for Women Action Development, Puri	2007-08	0.7375	0.7375	0	
16.	Orissa Professional Development Service Consultants (OPDSC), Rayagad	2007-08	0.8875	0.8875	0	
17.	Integrated Rural Dev. Social Welfare Res. Centre, Rayagada	2007-08	0.7875	0.7875	0	
18.	Action For Social & Human Acme, Gunupur, Rayagada	2007-08	0.8875	0.8875	0	
19.	Board of Integrated Rural Development (BIRD), Koraput	2007-08	0.8625	0	0.8625	
20.	Association of Women and Rural Development, Sambalpur	2007-08	0.9625	0.9625	0	
21.	Kalinga Rural Assoc. National Team for india, Jagatsinghpur	2007-08	0.6375	0.6375	0	
22.	Social Development Society, Malkangiri	2007-08	0.8875	0.8875	0	
23.	NIRMAN, Nayagarh	2007-08	0.7875	0.7875	0	
24.	Youth Service Centre, Bolangir	2007-08	0.8875	0.8875	0	
25.	Palli Chetana, Mayurbhanj	2007-08 & 08-09	2.2875	0.1	2.1875	
26.	ParibeshAdibasiGramya Yuba Parishad (PRAYASH), Sambalpur	2007-08	0.6375	0.6375	0	
27.	Samagra Vikash Samiti, BhubneshwerKhurda	2007-08	0.7875	0.7875	0	
28.	EKTA, Koraput	2007-08	0.8875	0.8875	0	
29.	Laxman Nayak Society for Rural Development (LNSRD), Rayagada	2007-08	0.6375	0	0.6375	
30.	VARASA (Voluntary Association for Rual Action and Social Awareness, Sheragada	2007-08	0.7375	0.7375	0	
31.	Khandual Shelter, Khurda	2007-08	0.4875	0.4875	0	
32.	Jan Chetna Parishad, Keonjhar	2007-08 & 08-09	1.5	0.1	1.4	
33.	AdimajatiSewaSamiti ,Kandhamal	2007-08 & 08-09	1.5	1.5	0	
34.	AdimajatiSewaSamiti ,Kandhamal	2008-09	0.4875	0.4875	0	
35.	Programmefo Rural Awareness and very Action (PRAVA), Gajaati	2008-09	0.57	0.57	0	
36.	BinapaniJubanSansad (BJS), Rayagada	2008-09	0.4425	0.4425	0	
37.	Human Development Centre, Bhubneshwer	2008-09	0.8625	0.8625	0	
38.	Cocunut Development Board, Khurda	2006-07	4	4	0	
	<b>Total</b>		<b>76.235</b>	<b>53.09114</b>	23.143 86	
<b>XV.</b>	<b>PUNJAB</b>					
1.	District YuthWelfaredAssociation , Mansa	2005-06	0.32	0.32	0	
2.	Save Planet Society, Amritsar	2006-07	1.16	1.16	0	
	<b>Total</b>		<b>1.48</b>	<b>1.48</b>	0	

XVI. RAJASTHAN						
1.	KVK, Abusar, Jhunjhunu	2005-06	5.54	5.54	0	
2.	KVK, Bokhera, Kota	2005-06	1.17	1.17	0	
3.	Society for Agriculture Movement (SOAM), Jaipur	2005-06, 06-07	4.333	4.333	0	
4.	Rajasthan State Seed and Organic Production Certification Agency, Jaipur	2007-08	3.51	3.51	0	
5.	Rajasthan College of Agriculture. MPUA&T, Udaipur	2007-08	1	1	0	
6.	Central Arid Zone Res. Inst. , Jodhpur	2007-08	2	1.74308	0.25692	
7.	Centre for Technology Development and Research, JRRS University, Jaipur	2007-08	12.935	0	12.935	
8.	Raj. Agri. & Rural Hort.Dev. Instt., jaipur	2007-08	0.9625	0.9625	0	
9.	SujasSanskritikSevaSansthan , Jaipur	2007-08	0.4875	0.4875	0	
10.	Director Extension, Maharana Pratap University of Agriculture & Technology, Udaipur	2008-09	36.43	21.07857	15.35143	
11.	GraminSwabhimansansthan, Nagaur	2008-09	0.1	0	0.1	
12.	Institute of Rual And Agricultural Development (IRAD), Jaipur	2007-08 2008-09	7.78	7.78	0	
	<b>Total</b>		<b>76.248</b>	<b>47.60465</b>	28.64335	
XVII. TAMIL NADU						
1.	KVK Rural Inst. Gandhigram	2005-06 & 06-07	1.43	1.43	0	
2.	Dr. Peerumal KVK, Dharampui,	2005-06 & 06-07	1.43	1.43	0	
3.	Vedapuri KVK, KilneliVill. (TN)	2005-06 & 06-07	1.43	1.43	0	
4.	AnbilDhramalingam Agri College & Research Institute Tiruchirapali	2005-06	2	2	0	
5.	Agriculture College & Research Institute, Killikulam	2005-06	2	2	0	
6.	Agriculture Research Station, Kovilpatti	2005-06	2	2	0	
7.	Cotton Research Station, Srivilliputhur	2005-06	2	2	0	
8.	Centre for Soil and water Crop Management Studies (TNAU)Coimbatore	2005-06	2	2	0	
9.	Tamil Nadu Rice Res. Institute, Aduthurai	2005-06	2	2	0	
10.	Vegetable Research Station,Palnur	2005-06	2	2	0	
11.	Soil & Water Management Res. Institute, Thanjavur	2005-06	2	2	0	
12.	Horticultural Res. Station Vijaynagaram	2005-06	1.55	1.55	0	
13.	BMT KVK, Sengipty, Tanjore	2005-06 & 06-07	3.5675	3.5675	0	
14.	OASIS, Coimbatore	2004-05	1.9	1.9	0	
15.	ULGA ARVI- Sundaram Iyerthottam	2005-06 & 06-07	0.26	0.26	0	
16.	Organic Farming Organisation Vellore	2005-06 2006-07 2008-09	3	3	0	



17.	Organic Farming Organisation Vellore	2008-09	1	1	0	
18.	Sarwati Krishi Vigyan Kendra ,Pulutheri Distt-, Karur 621 313	2005-06 2006-07 2008-09	4.1	4.1	0	
19.	People's Agricultural Farm 27, Ayyanar Nagar, Puddukkottai- 622 001	2006-07	2.96	2.1	0.86 (40731 Rs. extra refund )	
20.	KVK (TNAU) ,SikalNagapattinam 611 313	2005-06	4.02	0.11	3.91	
21.	South Indian Horticultural Assoc. (TNAU), Coimbaore	2005-06	1	1	0	
22.	(TNAU), Vriddhachalam,	2005-06	0.37	0.37	0	
23.	KVK, Tindivanam, Villupuram	2006-07	4.13	1.67108	2.4589 2( dd 41813 6 dated 19.11. 2014 2.4589 2 Rs)	
24.	KVK, Needamagalam, Thiruvarur	2006-07	5	1.00393	3.9960 7	
25.	Director, Centre for Plant Molecular Biology, TNAU, Coimbatore	2006-07	20	19.98	0.02 (dd no.581 646 dated 03.12. 2010 rs 1250)	
26.	Registrar, BharatidasanUniversity, Trichirappalli	2006-07	4	2.49349	1.5065 1	
27.	Registrar, Annamalai University, Annamalainagar	2006-07	9.98	9.98	0	
28.	Cendect KVK, Kamatchipuram (S.O.), Theni – Distt	2006-07 & 07-08	1.54	1.54	0	
29.	Perisamy Rural Improvement Organization, Sivgangai-630561	2007-08 2008-09	1.5	1.5	0	
30.	Sai Village Institue for Technology Transfer (SVIT), Chennai	2007-08 2008-09	1.5	1.5	0	
31.	TVS Educational Society, Hosur	2007-08 & 08-09	1.5	1.5	0	
32.	Rural Action For Co-Operation And Economic Development TrustValanaduKalkatti, Madurai Main Road, Perampatti (PO)- 621 305	2007-08 2008-09	1.5	1.5	0	
33.	Sustainable Human Empowerment and Action for Literacy Development Trust	2007-08 2008-09	1.5	1.5	0	

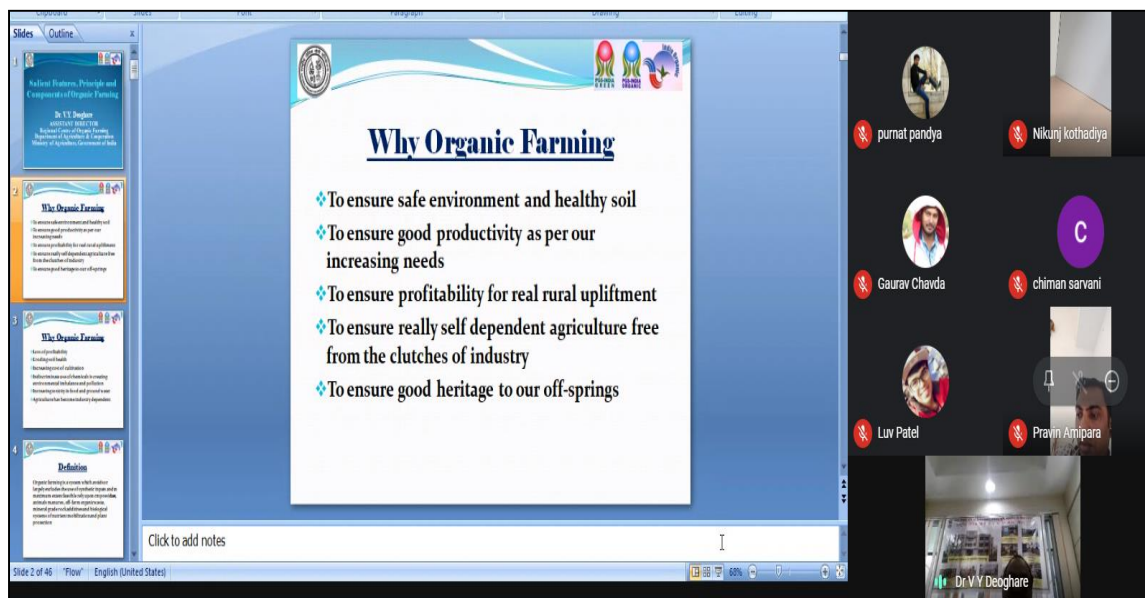
	(SHEALD Trust)1/86, Kaveri Nagar Kullanum Patti, Dindidigul					
34.	Human Mirror Trust, Namakala	2007-08 & 08-09	1.5	1.5	0	
35.	Makkal Nala Sangam, Salem	2007-08 2008-09	1.5	1.5	0	
36.	COODU (Community Organization for Oppressed and Depressed Upliftment), Coimbatore	2007-08	0.1	0.1	0	
37.	District Rural Social Welfare Sangam, Sankari Salem District,	2007-08 2008-09	1.5	1.5	0	
38.	Perambalur Social Service Society, Anjalur Road, Perambalur	2007-08	0.1	0.1	0	
39.	Society For Community Organization and Rural Education (SCORE) Karur Dist.-	2007-08 2008-09	1.5	1.5	0	
40.	Central Potato Research Station, Nilgiris	2008-09	3.5	3.5	0	
41.	Rajendra Foundation for Agricultural Research Development, Erode	2008-09	1.5	1.5	0	
42.	KUDUMBAM, Trichy	2008-09	1.5	1.5	0	
43.	Centre for Tribals and Rural Development Trust, Nilgiris	2008-09	1.5	1.5	0	
44.	Hans Roever Krishi Vigyan Kendra, Valikandapuram- 621 115, Perambalur-District Tamil Nadu	2006-07	0.88	0.88	0	
	<b>Total</b>		<b>111.2475</b>	<b>103.9612</b>	7.2863 5	
<b>XVIII.</b>	<b>UTTAR PRADESH</b>					
45.	NCDC, Varanasi	2004-05	9.35	9.35	0	
46.	Janhit, Foundation, Meerut	2005-06 & 06-07	8.64	8.64	0	
47.	Allahabad Agri Instt. . Allahabad	2005-06	2.7033	2.7033	0	
48.	Allahabad Agri Instt. . Allahabad	2008-09	5.5775	5.5775	0	
49.	National Agricultural Produce Growers Association, Ghaziabad	2006-07 & 07-08	0.46	0.46	0	
50.	National Agricultural Produce Growers Association, Ghaziabad	2008-09	1.2025	1.2025	0	
51.	MyanaGramodhyogSewaSansthanKhurja, Bulandshahar	2005-06 2006-07 2007-08 2008-09	4.136	4.136	0	
52.	Mata Permeshwari Charitable Trust, Bhagapat	2005-06 & 06-07	1.5	1.5	0	
53.	Inst. Agri. Sciences, BHU Varanasi	2005-06 & 07-08	29.4282	29.4282	0	
54.	UdharGramodyogSewa Sanstha, Allahabad	2005-06	0.38	0	0.38	
55.	Green Age India (Grain), Lucknow	2005-06 & 07-08	1.43	1.43	0	
56.	Agriculture and Rural Development Society, 464/125-N Suman Vihar, South Civil line, Muzaffarnagar	2005-06, 2006-07 2007-08	4.15	2.65	1.5	

57.	Gyatari Suman Farm & Nursery, Behta, Bulanshahar	2005-06, 2006-07 2007-08	3	3	0	
58.	Sardar Vallabh Bhai Patel U. Agri. & Technology, Meerut	2006-07	20	20	0	
59.	Krishi Vigyan Kendra C/o Director of Extension Education, SVBPUA&T, Sahajanpur	2006-07	1.93	1.93	0	
60.	Samaj Vikas Sansthan , 332/6, JagritiVihar, Meerut	2006-07 & 08-09	1.15	1.15	0	
61.	Amity Institute of Organic Agriculture, A Block, 4th Floor, Sector 125, Campus AUUP, Noida – 201 303	2006-07	3.65368	3.65368	0	
62.	Prakriti Bharti, Vishwa Samvad Bhawan, Samvad Nagar (Jiamau), Lucknow (U.P.)	2006-07	0.58	0	0.58	
63.	LokhitSansthan, 230/4, Bhartiya Colony, Jansath Road, New Mandi, Muzaffanagar	2006-07 2007-08	2.3625	0.8625	1.5	
64.	UP Council of Agri Research Lucknow	2007-08	1	1	0	
65.	Indian Veterinary Research Institute (ICAR), Izatnagar	2007-08	21.25	15.57	5.68	
66.	Sarvangeen Vikas Samiti, Gorkhpur	2007-08	0.6	0.6	0	
67.	Yash Krishi Takniki Vigyan kendra , Allahabad	2007-08	1	1	0	
68.	BhairavGowSewaSamiti ,Orai , Jalaun	2007-08	0.6675	0.6675	0	
69.	Utthan Centre for Sustainable Development and Poverty Alleviation, Allahabad	2008-09	1.755	1.755	0	
70.	National Association for Voluntary Initiative and Cooperation (NAVIC), Varanasi	2008-09	0.4875	0.4875	0	
71.	Solid Waste Management Research Institute, Kanpur	2008-09	0.7875	0	0.7875	
72.	The Society of Agrcultural Professional, Kanpur	2008-09	1	1	0	
73.	Bhartiya Kisan Kalyan Samiti , Unnao	2007-08	0.2925	0.2925	0	
	<b>Total</b>		<b>130.47368</b>	<b>120.04618</b>	10.4275	
<b>XIX.</b>	<b>UTTRAKHAND</b>					
1.	Uttarakhand Organic Commodity Board, Dehradun	2004-05	70.37	70.37	0	
2.	G.B. Pant University, Pantnagar	2005-06	0.78	0	0.78	
3.	Shri Jagadamba Samiti, 1, Vinod Market, Dehradun Road Rishikesh (Uttaranchal)	2005-06 & 06-07	2.95	1.5	1.45	
4.	Himalayan Instt for Rural Awakening , Dehradun	2007-08 & 08-09	1.92	1.92	0	
5.	Amber SamajSewiSansthan ,Vill. Bari, Post-Bara, Teh. Kitchha Distt. Udham Singh Nagar	2006-07	0.37	0	0.37	
6.	Gramin Vikas TaknikiSansthan ,Uttarakasi	2007-08	0.1	0.1	0	
7.	MahilaUtthanAwam Gram Vikas Sansthan, Uttarakasi	2007-08	0.1	0.1	0	
	<b>Total</b>		<b>76.59</b>	<b>73.99</b>	2.6	
<b>XX.</b>	<b>WEST BENGAL</b>					

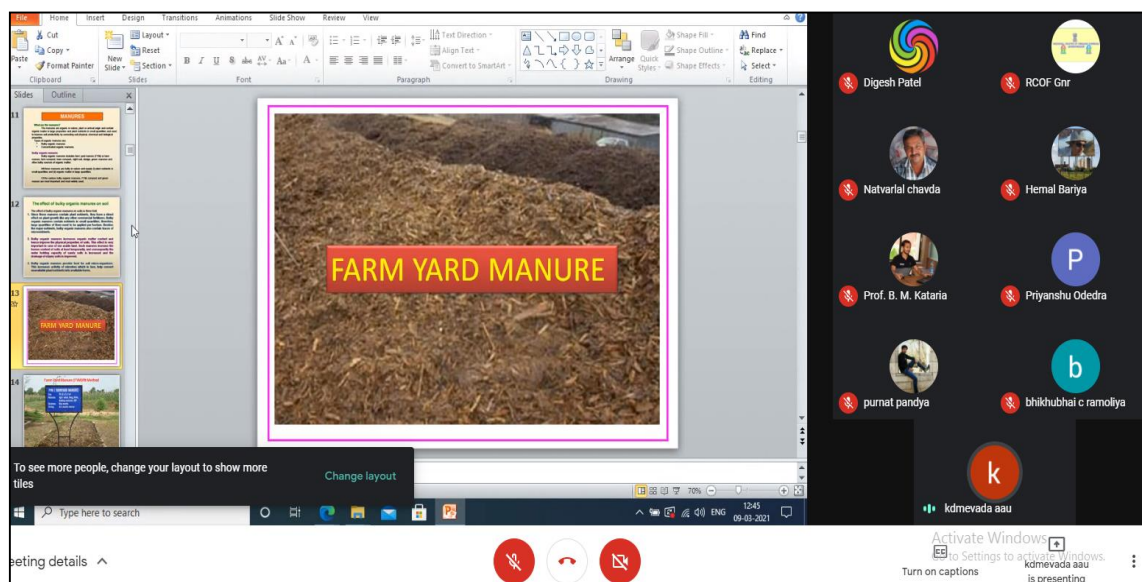
1.	Society for Equ. Voluntary Actions, Kolkata	2005-06 2006-07 2008-09	3.6525	3.6525	0	
2.	Prabudha Bharti Shishutirtha, Paschim Medinipur	2005-06 & 07-08	0.65	0.65	0	
3.	Prabudha Bharti Shishutirtha, Paschim Medinipur	2008-09	0.9625	0.9625	0	
4.	Amara Sabai, South 24 Parganas	2005-06	2.5175	2.5175	0	
5.	Bidhan Chandra Krishi Viswavidyalaya, P.O. - Kalyani -741 235, Distt- Nadia West Bengal	2006-07	5.13	5.13	0	
6.	Vishwa Bharti, Shanti Niketan, Kolkatta	2006-07	1	0	1	
7.	Indian Society of Soil Science (Kolkata Chapter), Kolkatta	2007-08	1	1	0	
8.	Digha Society for Social Research and Development, Purba Medinipur	2007-08	0.7125	0.7125	0	
9.	Ramkrishna Mission Samaj Sevak Shikshan Mandir, Howrah	2008-09	0.39	0.39	0	
10.	ParibeshUnnayan Parishad ( Council for Environment Developmenet), Kolkatta	2008-09	0.4875	0.4875	0	
11.	Vivekanand Institute of Biotechnology, 24-South Parganas	2008-09	1.6575	0	1.6575	
12.	Krishk Kalyan Sangthan, Kalimpong, Darjeeling	2007-08	1.1	1.1	0	
	<b>Total</b>		<b>19.26</b>	<b>16.6025</b>	<b>2.6575</b>	
<b>XXI.</b>	<b>Central Agencies</b>					
1.	NABARD, Mumbai	2004-05 2005-06 2007-08 2008-09 2010-11 2012-13 2013-14	1810.47	1796.663	13.807	
2.	NCDC, New Delhi	2005-06	100	100	0	
3.	National Productivity Council, New Delhi	2008-09 & 09-10	18	18	0	
4.	MANAGE, Hyderabad	2007-08 2008-09 2012-13 2013-14	30.745	15	15.745	
	<b>Total</b>		<b>1959.215</b>	<b>1929.663</b>	<b>29.552</b>	

# PHOTO GALLERY

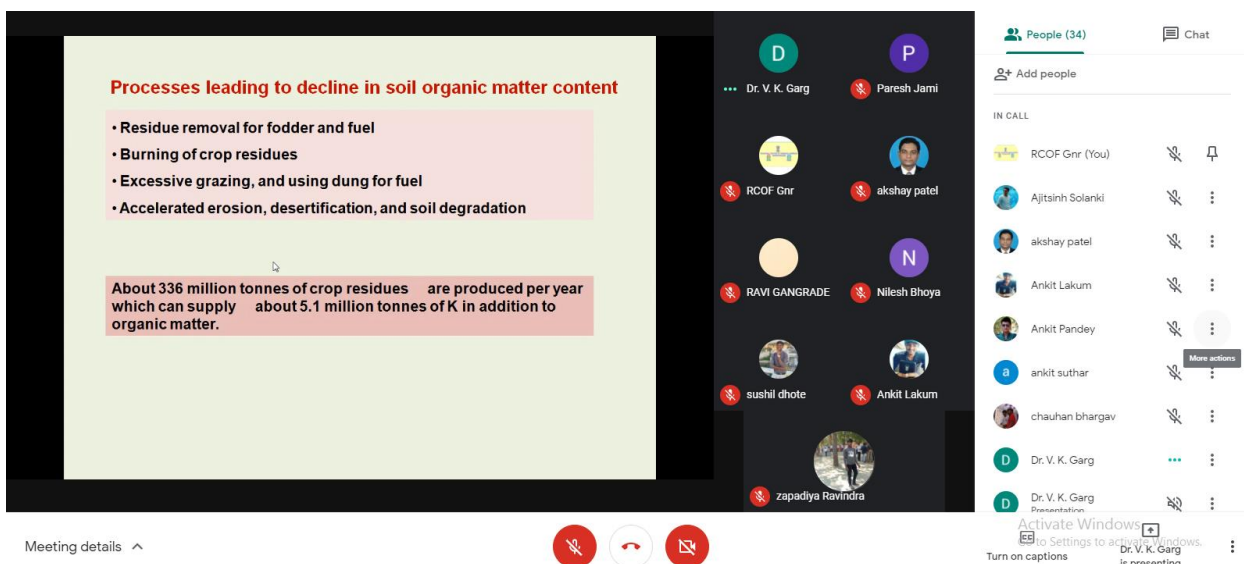
## 1. RCOF Gandhinagar



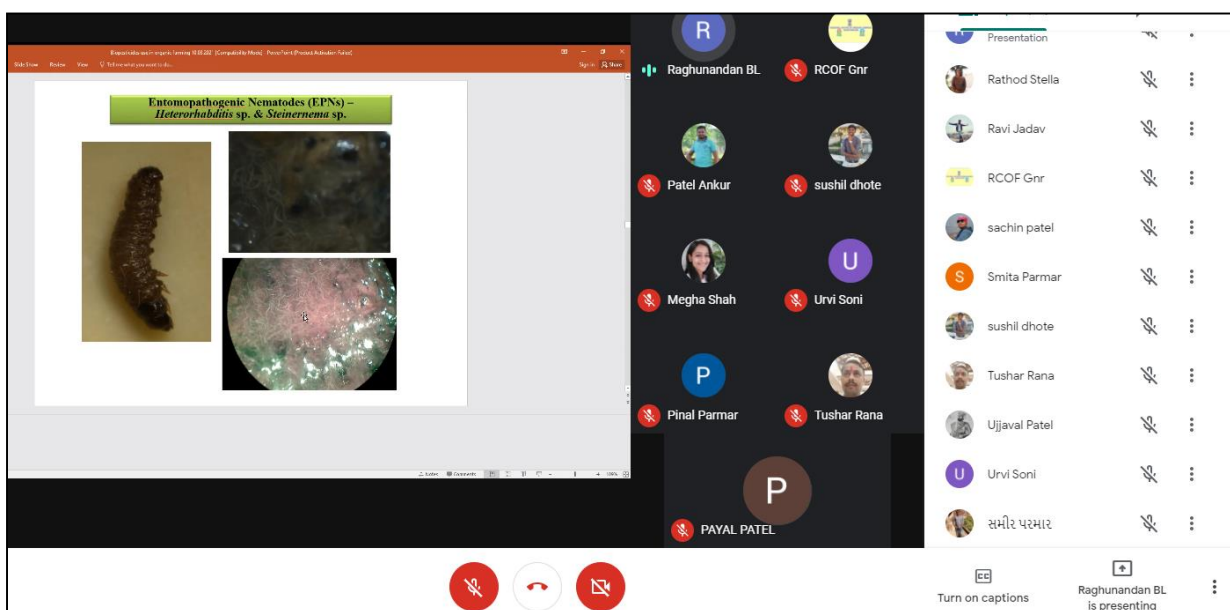
1.1 Online interaction by Dr V. Y. Deoghare, AD RCOF Gandhinagar with trainees in online 07 days training programme organized by RCOF Gandhinagar during 8-14<sup>th</sup> March 2021 and talk deliver on organic farming



1.2. Online lecture by Dr K.D.Mewada Asso. Prof, Agronomy Dept., Anand Agriculture University (AAU) on Soil health in online 07 days training programme organized by RCOF Gandhinagar during 8-14<sup>th</sup> March 2021



1.3. Online lecture by Dr V.K.Garg, Senior Scientist & Head, KVK Gandhinagar on Organic farming in online 07 days training programme organized by RCOF Gandhinagar during 16<sup>th</sup>-22<sup>nd</sup> March 2021



1.4. Online lecture by Dr Raghunandan B.L. Research Scientist., Anand Agriculture University (AAU) on Bipoesticides in online 07 days training programme organized by RCOF Gandhinagar during 16<sup>th</sup>-22<sup>nd</sup> March 2021





**Manekba Vinay Vihar Gaushala, Adalaj**



**Laxmi Moti farm, Valad**



**Laxmi Moti farm, Valad**

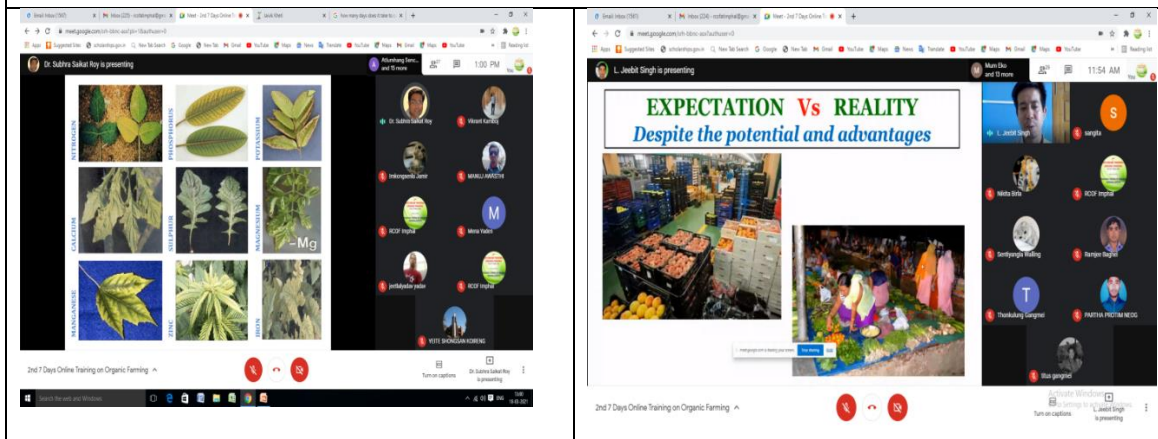


**Bansi Gir Gaushala, Shantipura**

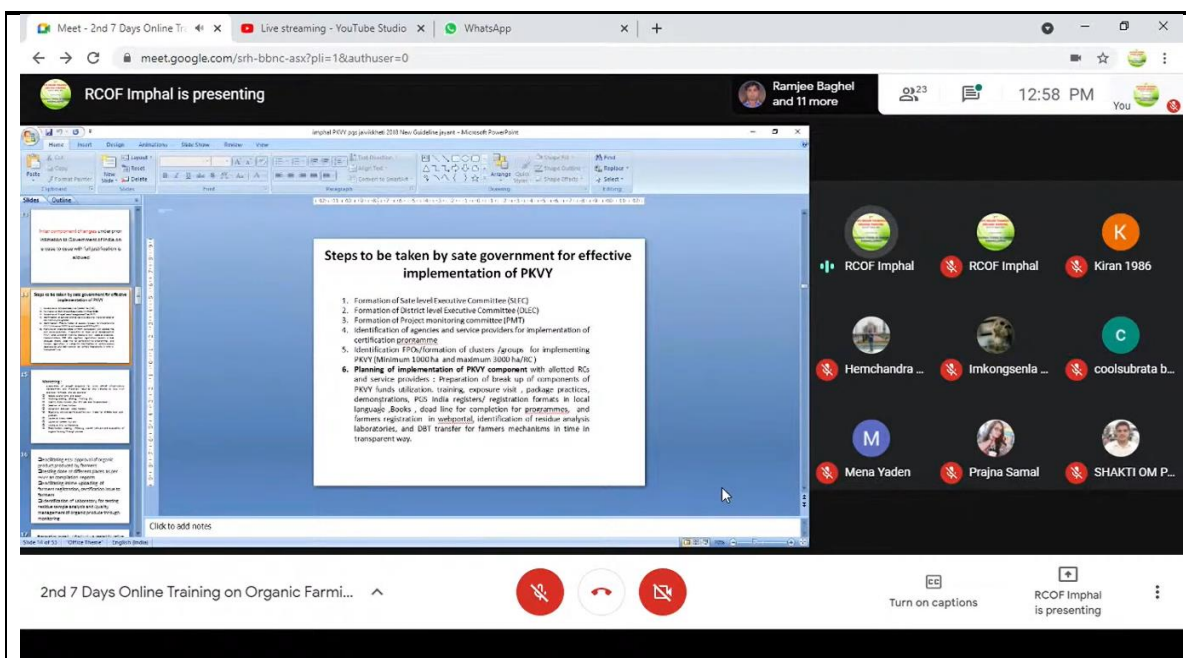
1.5. Dr. V. Y. Deoghare AD and Dr Rashmi Singh, JSO, RCOF Gandhinagar visited Gaushala (Dated 08-09 July, 2020 Manekba Vinay Vihar Gaushala, Bansi Gir Gaushala, Shantipura and Laxmi Moti farm, Valad) for preparation and submission of technical and financial report on construction/establishment of Gaushala unit, report of the same was submitted to NCOF.

## 2. RCOF Imphal :

**Glimpse of 7 days online Certificate Course Programme on Organic Agriculture to the rural Youths including women participants organized by RCOF, Imphal during 15-21 March 2021**

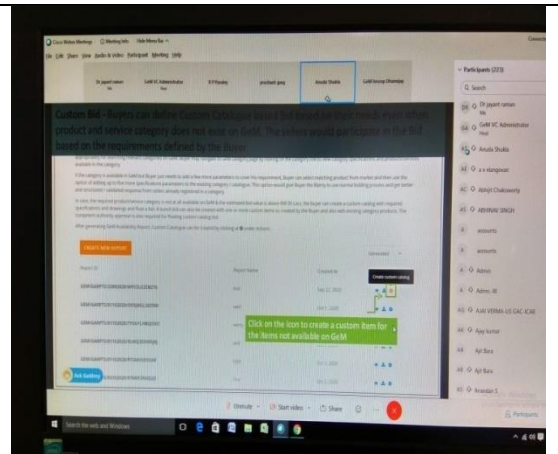


**Glimpse of 7 days online Certificate Course Programme on Organic Agriculture to the rural Youths including women participants organized by RCOF, Imphal during 08-14 August 2020**




**Attended in National Seminar on "Conservation and Characterization of Citrus Biodiversity in NEH Region" at CAU, Imphal on dated 18<sup>th</sup> February, 2021**





➤ Participated in one day Webinar Training on “GEM” organized by DAC&FW, Krishi Bhawan, New Delhi on dt. 10<sup>th</sup> February 2021.



Glimpse of Participation in Annual Agri. Fair during 8-10 March 2021 organized by CAU, Imphal.





➤ राजभाषा

वर्ष 2020-21 में राजभाषा विभाग द्वारा हिन्दी पत्राचार के लिए निर्धारित किए गये लक्ष्यों को प्राप्त किया एवं प्रयत्नशील रहे। कार्यालय द्वारा वर्ष 2020-21 के दौरान दिनांक 14 से 28 सितम्बर 2020 ,तक हिन्दी पत्रवाड़े का आयोजन किया गया। वर्ष 21-2020के दौरान प्रत्येक तिमाही में तिमाही में एक हिन्दी कार्यशाला क्रमश :दिनांक12.06.2020 ,18.09.2020 , 15.12.2020 एवं 12.03.2021 तथा राजभाषा कार्यान्वयन समिति बैठक का आयोजन क्रमश :दिनांक 15.06.2020,28.09.2020 , 14.12.2020 एवं 05.03.2021 को आयोजित किया गया। जिसकी एक झलक यंहा प्रस्तुत है।





### Glimpse of Vigilance Awareness Week 27th October to 02nd November 2020



### Activities Conducted During vigilance, Awareness Week-2020

Vigilance Awareness Week was celebrated in Regional Centre of Organic Farming, Imphal, Manipur during 27th October to 02nd November 2020. The various activities conducted during the week under the Chairmanship of Dr. Manoj Kumar, Assistant Director, RCOF, Imphal includes display of banner on Vigilance Awareness (Vigilant India, Prosperous India) in office premises along with display of posters to sensitize the officials as well as visitors regarding the corruption menace. To further strengthen and promote the integrity and moral principles among the officials, a verbal integrity Pledge" on behalf of organization as well as a citizen of this country was taken by the employees of this Centre. To curb the incidences of corruption and to create awareness on the ill effects of corruption as well as to ingrain the ethical values among the officials, a deliberation was given on the subject "good governance practices" during the week. Each official has also shared their experiences regarding mitigating the corruption in everyday life. They have also pointed out the importance of incorporating integrity in everyday deeds for the welfare of the organization.



Glimpse of clearance and housing of all obsolete dead stock items from the main building and picture of repairing of building.

### **RCOF Patna :**



One day Farmers Training & Demonstration at Village Chandrahia, Dist. East Champaran.



Farmer Sh. Chandrika Prasad at his Organic Wheat farm, Village Anantpur, Dist. Patna.

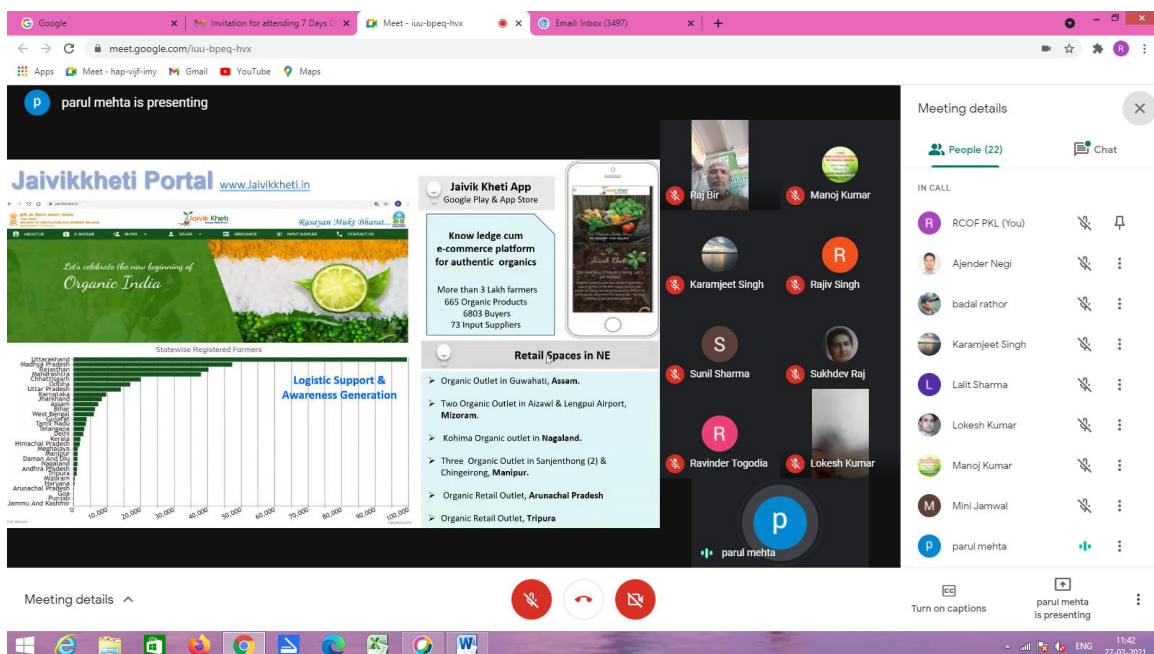
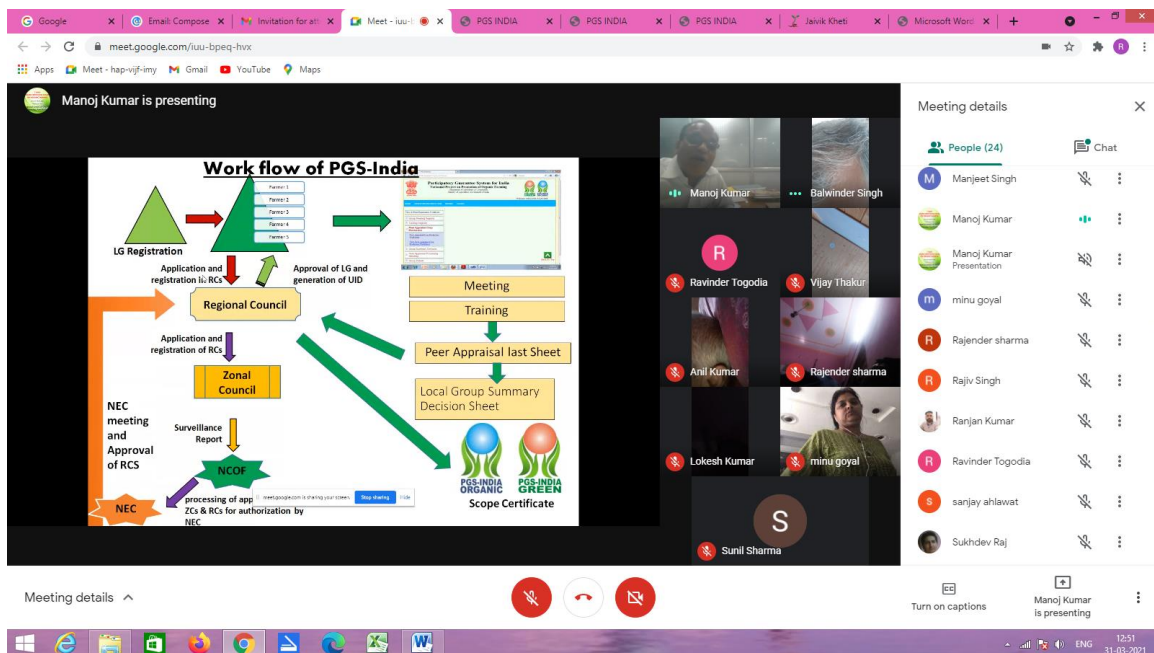


One day Farmers Training & Demonstration at Village Anantpur, Dist. Patna.



### 3. RCOF Panchkula

#### Photos of 7 Day online training Programme held on during 23/03/2021 to 31/03/2021





## 4. RCOF Bangalore

### 4.1 SWACCHATA DIVAS :

Celebrating 150 years of Mahatma on 2<sup>nd</sup> October Swacchata Divas was celebrated with devotion & spirit. All old files were weeded out & stored in record room. The office campus was cleaned.



### 4.2 SWACHATTA PAKHWADA :

On the occasion of swachatta pakwada pruning and cutting of trees was done, also plantation was done, jungle around building was cutted. And other sanitary activities were done in the office in between 16-31 DEC, 2020



### 4.3 VIGILANCE AWARENESS WEEK:

During 28<sup>th</sup> October 2020 - 02<sup>nd</sup> October 2020 Vigilance awareness week was observed with a theme “**INTEGRITY- a way of life**”. An integrity pledge was read & signed by each & every employee of the office. E-pledge was also taken by some of the employees by visiting CVC website & digital certificates were obtained.



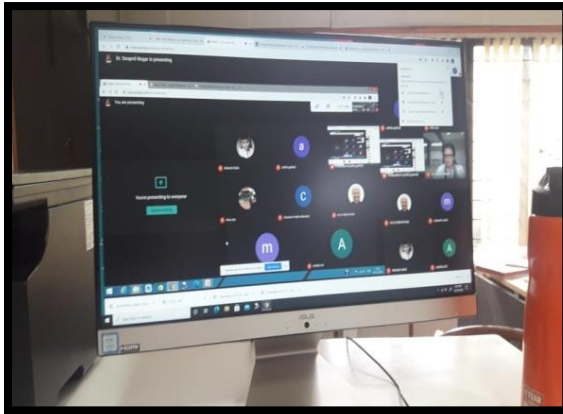
4.4 **CONSTITUTION DAY** : On 26<sup>th</sup> November 2020 Constitution Day was celebrated at this office followed by reading of preamble of our constitution.



4.5 **ONLINE Training on Organic Agriculture, 11-18 August,2020**





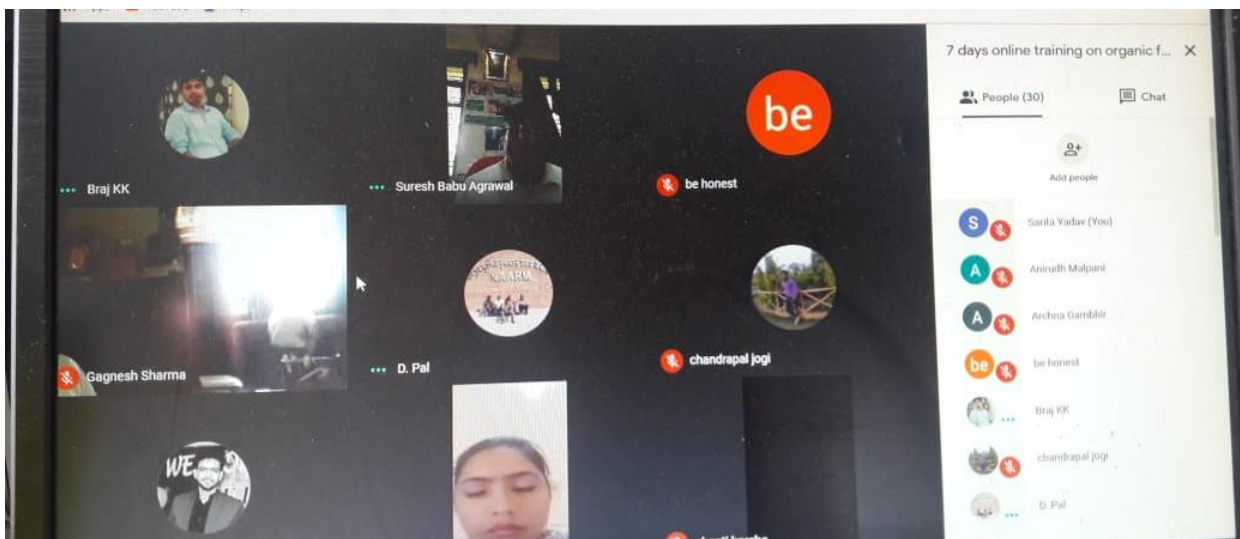


Webinar Outreach Programme



Training on Agro waste Bioconversion and Microbial Inoculant Technologies for use in Agriculture 3-7 Nov, 2020

## 5. RCOF Jabalpur



07 days online training on Organic Farming

<p>राष्ट्रीय जैविक खेती परियोजना के अंतर्गत राष्ट्रीय एवं क्षेत्रीय जैविक खेती केन्द्रों के पते और उनके कार्यक्षेत्र राज्य</p> <p><b>List and Address of National and Regional Organic Farming Centres with states of their jurisdiction</b></p>	
<p>टॉल फ्री नम्बर Toll Free Number : 1800-180-3049</p>	
<p>निदेशक राष्ट्रीय जैविक खेती केन्द्र सेक्टर 19, हापुड़ रोड, कमला नेहरू नगर, गाजियाबाद-201 002 (उ.प्र.) 0120-2764906, 2764212; Fax:0120-2764901 वेबसाइट : <a href="http://ncof.dacnet.nic.in">http://ncof.dacnet.nic.in</a> ईमेल : <a href="mailto:nbdc@nic.in">nbdc@nic.in</a></p>	<p>Director National Centre of Organic Farming, Sector 19, Hapur Road, Kamla Nehru Nagar, GHAZIABAD - 201 002 (UP). 0120-2764906, 2764212; Fax:0120-2764901 Web: <a href="http://ncof.dacnet.nic.in">http://ncof.dacnet.nic.in</a> Email: <a href="mailto:nbdc@nic.in">nbdc@nic.in</a></p>
<p>क्षेत्रीय निदेशक क्षेत्रीय जैविक खेती केन्द्र (मुख्यालय) सेक्टर 19, हापुड़ रोड, कमला नेहरू नगर, गाजियाबाद-201 002 (उ.प्र.) 0120-2764212; Fax:0120-2764901 ईमेल : <a href="mailto:rcofhq.gzb-agri@gov.in">rcofhq.gzb-agri@gov.in</a></p> <p>उत्तर प्रदेश (आजमगढ़, बलिया, बस्ती, चंदौली, देवरिया, फैजाबाद, अयोध्या, गाजीपुर एवं गोरखपुर जिलों का छोड़कर), उत्तराखंड, दिल्ली एवं राजस्थान</p>	<p>Regional Director Regional Centre of Organic Farming (HQ), Sector 19, Hapur Road, Kamla Nehru Nagar, GHAZIABAD - 201 002 (UP). 0120-2764212; Fax:0120-2764901 Email: <a href="mailto:rcofhq.gzb-agri@gov.in">rcofhq.gzb-agri@gov.in</a></p> <p>Delhi, Rajasthan, Uttarakhand, and Uttar Pradesh (Except Districts Of Azamgarh, Ballia, Basti, Chandauli, Deoria, Faizabad, Ayodhya, Ghazipur &amp; Gorakhpur).</p>
<p>क्षेत्रीय निदेशक क्षेत्रीय जैविक खेती केन्द्र कन्नामन्गला क्रॉस, व्हाइट फील्ड – होसकोटे रोड, काडुगोडी पोस्ट, बेंगलूरु-560 067 (कर्नाटक) 080-28450503 ईमेल : <a href="mailto:biofkk06@nic.in">biofkk06@nic.in</a>.</p> <p>कर्नाटक, केरल, तमिलनाडु, पांडिचेरी तथा लक्षद्वीप</p>	<p>Regional Director Regional Centre of Organic Farming, Kannamangala Cross, Whitefield – Hosekote Road, Kadugodi Post, BENGALURU-560067 (Karnataka). 080-28450503 Email: <a href="mailto:biofkk06@nic.in">biofkk06@nic.in</a>.</p> <p>Karnataka, Kerala, Tamilnadu, Pondicherry and Lakshdweep</p>
<p>क्षेत्रीय निदेशक क्षेत्रीय जैविक खेती केन्द्र प्लॉट 23-पी, खण्डागिरी-चंदका रोड, कलिंगा स्टूडियो चौक के पास, घटीकिया, भुवनेश्वर-751 003 (उड़ीसा) 0674-22954958 ईमेल : <a href="mailto:biofor04.or@nic.in">biofor04.or@nic.in</a></p> <p>उड़ीसा, पश्चिम बंगाल एवं अंडमान निकोबार</p>	<p>Regional Director Regional Centre of Organic Farming, Plot No.23(P), Khandagiri-Chandka Road, Near Kalinga Studio Chowk, Ghatikia, BHUBANESHWAR-751003 (Orissa). 0674-2954958, Email: <a href="mailto:biofor04.or@nic.in">biofor04.or@nic.in</a></p> <p>Orissa, West Bengal and Andman &amp; Nicobar</p>
<p>क्षेत्रीय निदेशक क्षेत्रीय जैविक खेती केन्द्र किसान भवन, सेक्टर 14, पंचकुला-134 109 (हरियाणा) 0172-2971718 ईमेल : <a href="mailto:biofhr05@nic.in">biofhr05@nic.in</a></p> <p>हरियाणा, हिमाचल प्रदेश, पंजाब, जम्मू एण्ड कश्मीर एवं चंडीगढ़।</p>	<p>Regional Director Regional Centre of Organic Farming, Kisan Bhawan, Sector 14, Panchkula-134 109 (Haryana). 0172-2971718, Email: <a href="mailto:biofhr05@nic.in">biofhr05@nic.in</a></p> <p>Haryana, Himachal Pradesh, Punjab, Jammu &amp; Kashmir and Chandigarh (UT).</p>

<p>क्षेत्रीय निदेशक क्षेत्रीय जैविक खेती केन्द्र लांगोल रोड, लैम्फलपेट, इंपाल-795 004 (मणिपुर) 0385-2413239 ईमेल : <a href="mailto:biofmn01@nic.in">biofmn01@nic.in</a></p> <p>आसाम, अरुणाचल प्रदेश, मेघालय, मिजोरम, मणिपुर, नागालैंड, त्रिपुरा तथा सिक्किम</p>	<p>Regional Director Regional Centre of Organic Farming, Langol Road, Lamphelpat, IMPHAL-795 004 (Manipur). 0385-2413239 Email: <a href="mailto:biofmn01@nic.in">biofmn01@nic.in</a></p> <p>Assam, Arunachal Pradesh, Meghalaya, Mizoram, Manipur, Nagaland, Tripura and Sikkim</p>
<p>क्षेत्रीय निदेशक क्षेत्रीय जैविक खेती केन्द्र 67/1, केशव स्मृति, लक्ष्मीपुर, शताब्दीपुरम, मुस्कान प्लाजा के पीछे, जबलपुर-482 002 (मध्य प्रदेश) 0761-2971234, ईमेल : <a href="mailto:biofmp06@nic.in">biofmp06@nic.in</a></p> <p>मध्य प्रदेश एवं छत्तीसगढ़।</p>	<p>Regional Director Regional Centre of Organic Farming, 67/1, Keshav Smriti, Lakshmiपुर, Shatabdipuram, Behind Muskan Plaza, JABALPUR-482 002 (Madhya Pradesh). 0761-2971234, Email: <a href="mailto:biofmp06@nic.in">biofmp06@nic.in</a></p> <p>Madhya Pradesh and Chhattisgarh.</p>
<p>क्षेत्रीय निदेशक क्षेत्रीय जैविक खेती केन्द्र अमरावती रोड, राष्ट्रीय राजमार्ग 6, ग्राम – गोंडखेरी, पोस्ट – वाडी, कलमेश्वर, नागपुर-440 023 (महाराष्ट्र) 07118-297054 ईमेल : <a href="mailto:biofmh10@nic.in">biofmh10@nic.in</a></p> <p>महाराष्ट्र, आन्ध्र प्रदेश, तेलंगाना</p>	<p>Regional Director Regional Centre of Organic Farming, Amravati Road, NH6, Village – Gondkhairi, Post – Wadi, Kalmeshwer, NAGPUR-440 023 (Maharashtra). 07118-297054, Email: <a href="mailto:biofmh10@nic.in">biofmh10@nic.in</a></p> <p>Maharashtra, Andhra Pradesh and Telengana</p>
<p>क्षेत्रीय निदेशक क्षेत्रीय जैविक खेती केन्द्र केन्द्रीय आलू अनुसंधान केन्द्र परिसर, सहायनगर, जगदेव पथ पटना-801 506 (बिहार). 0612-2225024, ईमेल : <a href="mailto:rcof.pat-agri@gov.in">rcof.pat-agri@gov.in</a></p> <p>बिहार, झारखंड एवं पूर्वी उत्तर प्रदेश (आजमगढ़, बलिया, बस्ती, चंदौली, देवरिया, फैजाबाद, अयोध्या, गाजीपुर एवं गोरखपुर जिले)</p>	<p>Regional Director Regional Centre of Organic Farming, Central Potato Research Station Campus, Sahaynagar, Jagdev Path, Patna-801 506 (Bihar). 0612-2225024, Email: <a href="mailto:rcof.pat-agri@gov.in">rcof.pat-agri@gov.in</a></p> <p>Bihar, Jharkhand and Eastern Uttar Pradesh (Azamgarh, Ballia, Basti, Chandauli, Deoria, Faizabad, Ayodhya, Ghazipur &amp; Gorakhpur Districts)</p>
<p>क्षेत्रीय निदेशक क्षेत्रीय जैविक खेती केन्द्र एपीआईसी, पोडियम लेवल कृषि भवन, सेक्टर 10 ए, गांधीनगर – 382 010 (गुजरात). 079-23257465, ईमेल : <a href="mailto:ad-gnagar@ncof.dacnet.nic.in">ad-gnagar@ncof.dacnet.nic.in</a></p> <p>गुजरात, गोआ, दमन एवं दीव, दादर और नगर हवेली</p>	<p>Regional Director Regional Centre of Organic Farming, APIC, Podium Level Krishi Bhawan, Sector 10-A Gandhinagar-382 010 (Gujrat). 079-23257465, Email : <a href="mailto:ad-gnagar@ncof.dacnet.nic.in">ad-gnagar@ncof.dacnet.nic.in</a></p> <p>Gujrat, Goa, Damn &amp; Diu, Dadra and Nagar Haveli</p>
<p>टॉल फ्री नम्बर <b>Toll Free Number : 1800-180-3049</b></p>	